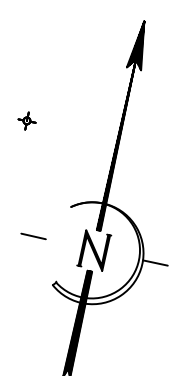


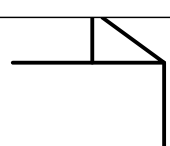
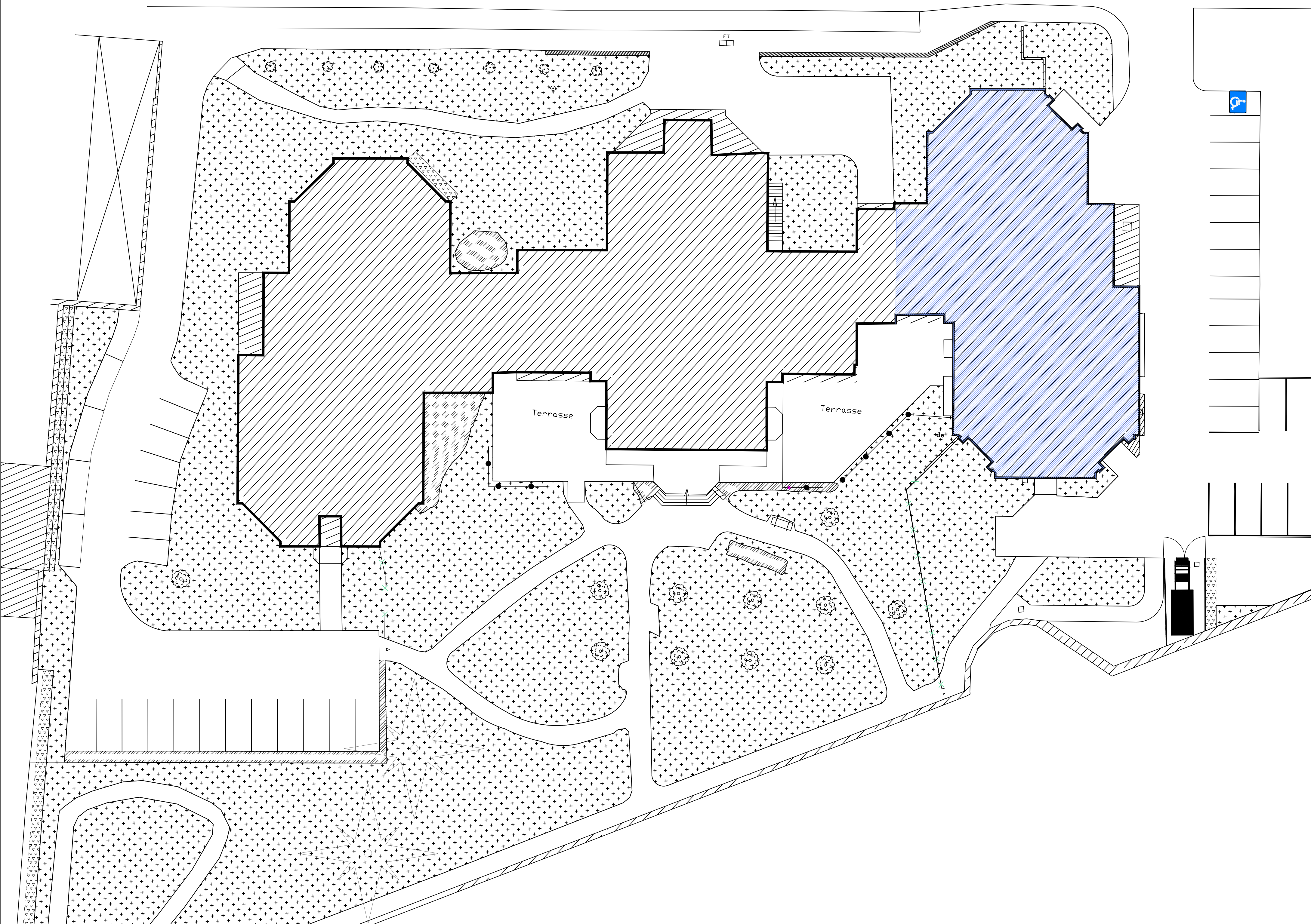
PDM Localisation Projet



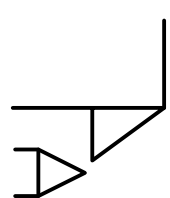
Rue

Victor

Basch



FACADE SUD

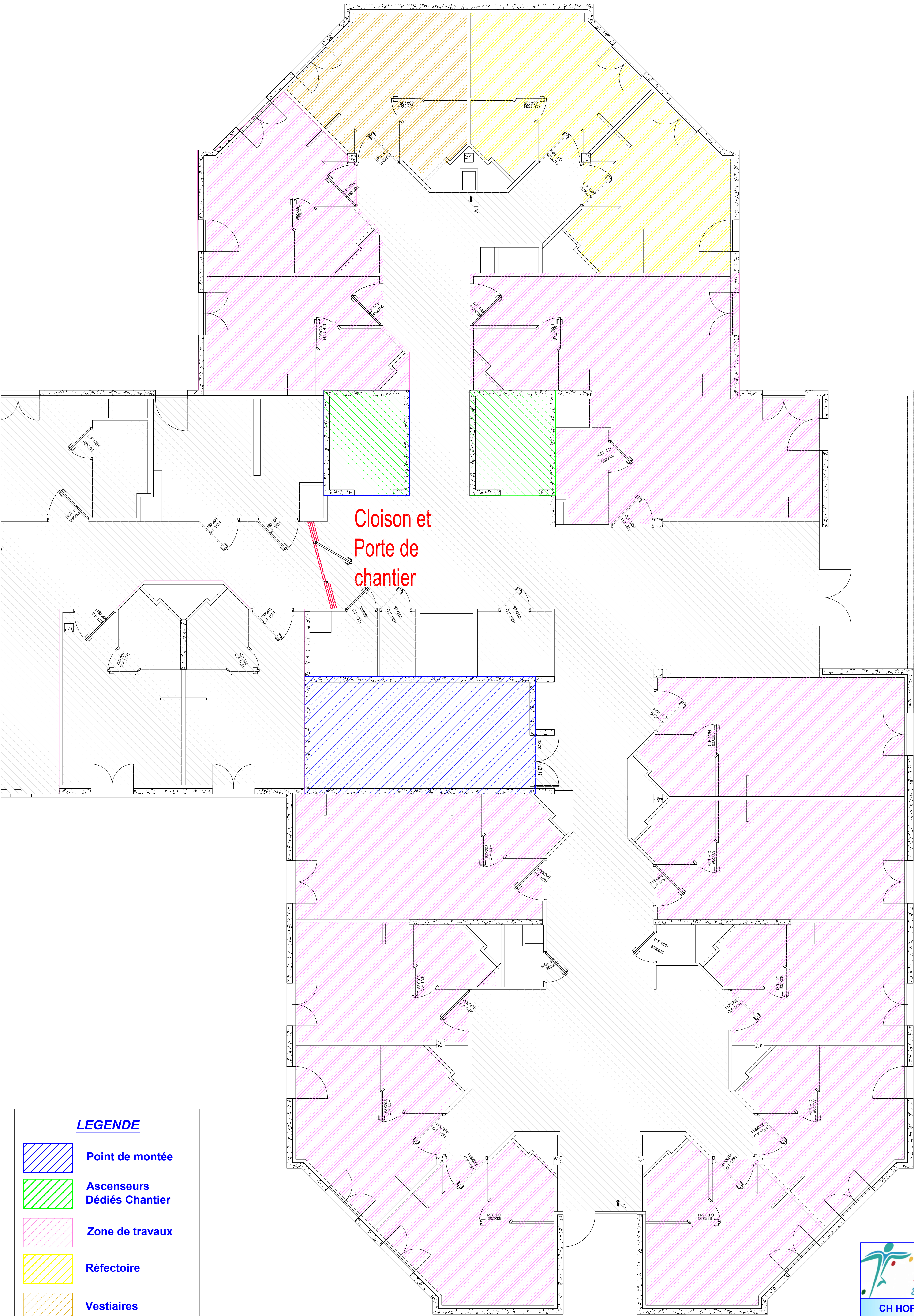


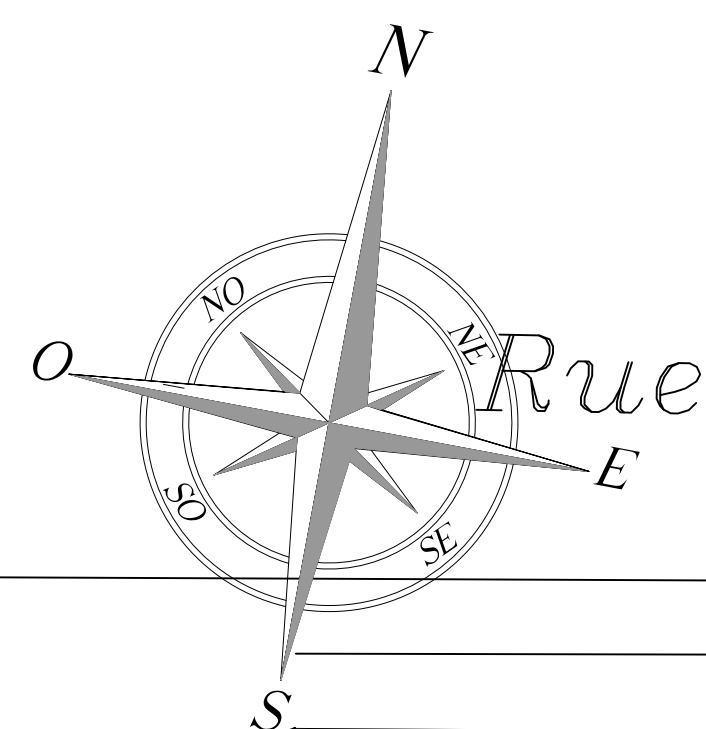
Groupe Hospitalier
Rance-Emeraude
Saint-Malo - Dinan - Cancale
Ensemble, pour votre Santé

CH HOPITAL R. PLEVEN
E.H.P.A.D. Jardin Anglais
Réhabilitation Chambres PMR
DCE-PDM A1-P01

dessiné par: B.S le: 04/02/2026 - Ech: Néant

Localisation Travaux R1-R2-R3





Rue Victor

Basch

ACCES

ACCES
CHANTIER
Par Sous-Sol

Zone Manutention Exceptionnelle
Avec Engin Levage pour R1-R2-R3

Places Parking
Réservées Chantier

Places Parking
Cédées par DINAN

Accès Parking
Personnel

Accès Piétons

Clôture
Heras
Benne + Goulotte

Parking
Personnel

**Zones Logistique E.H.P.A.D.
Ne Pas Obstruer Pendant
les Horaires Indiquées**

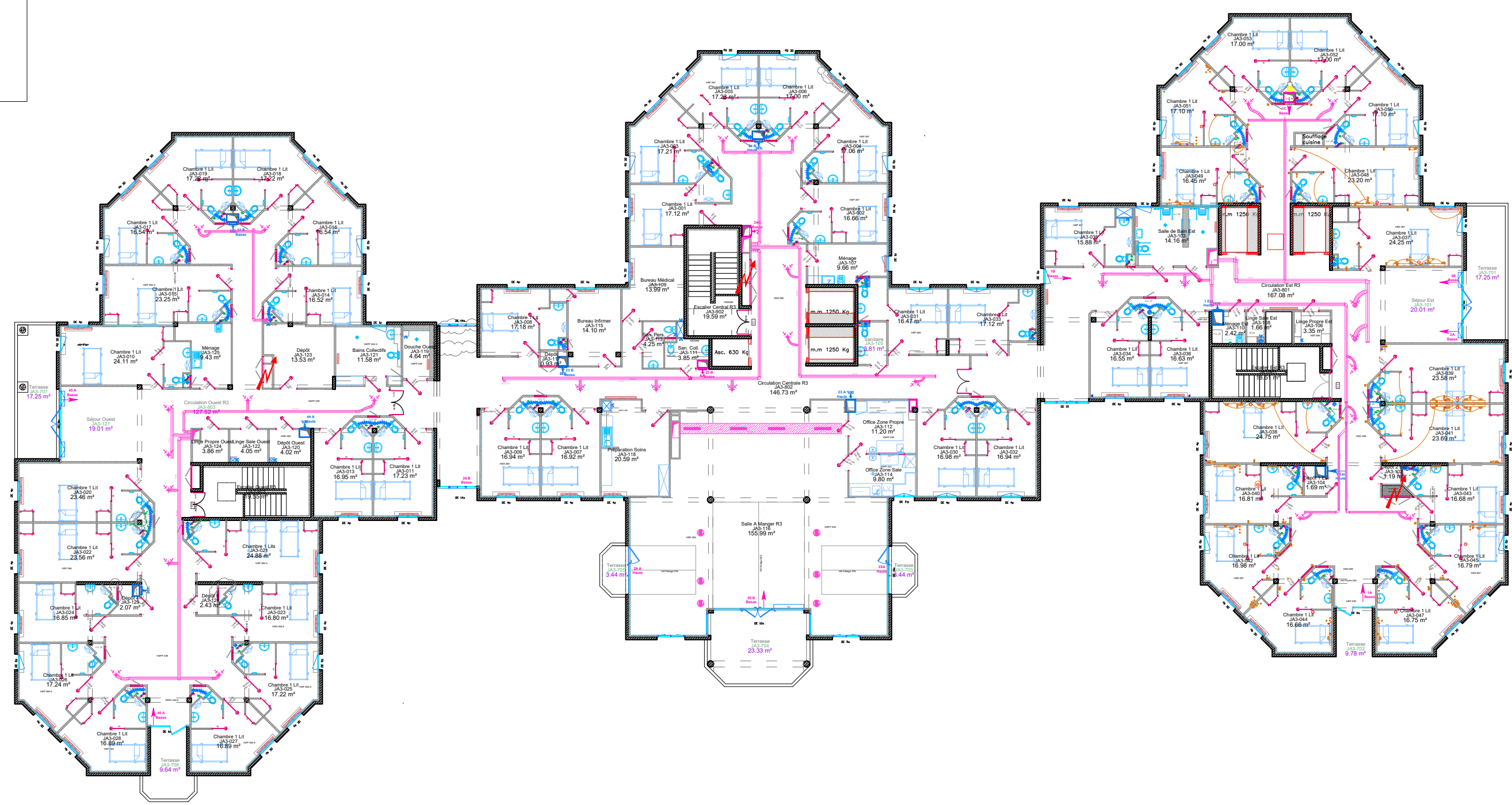
Flux Logistique

GHRE: Lundi, mardi : 10h30 et 11h00
Mercredi, jeudi, vendredi : 8h00 + 10h30 + 11h00 + 15h00
Dimanche : 11h00

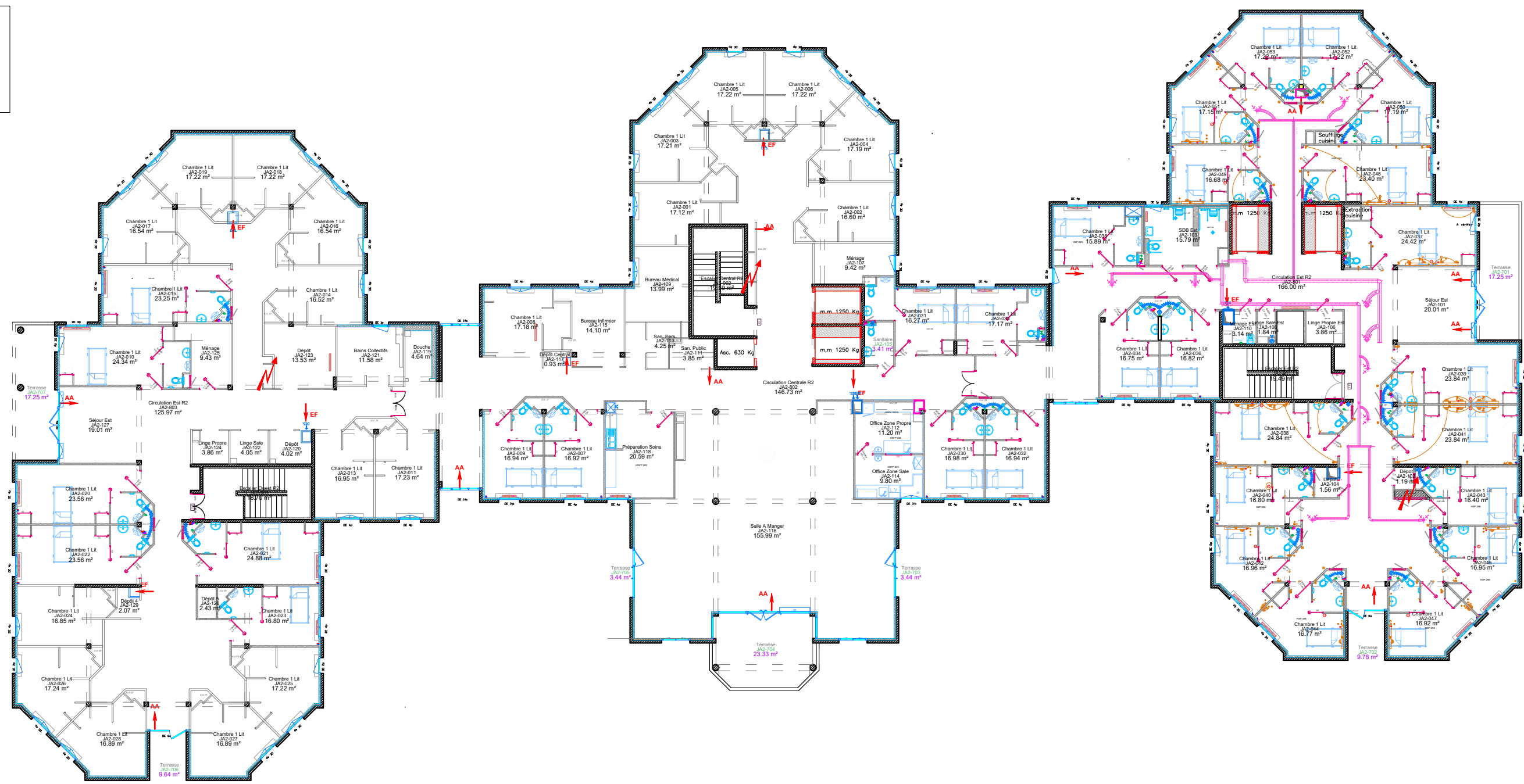
Sodexo: Du lundi au vendredi : 7h30, 9h30 et 11h30
Le samedi et dimanche : 7h30 et 9h30

BIH: Tous les jours entre 13h00 et 14h00

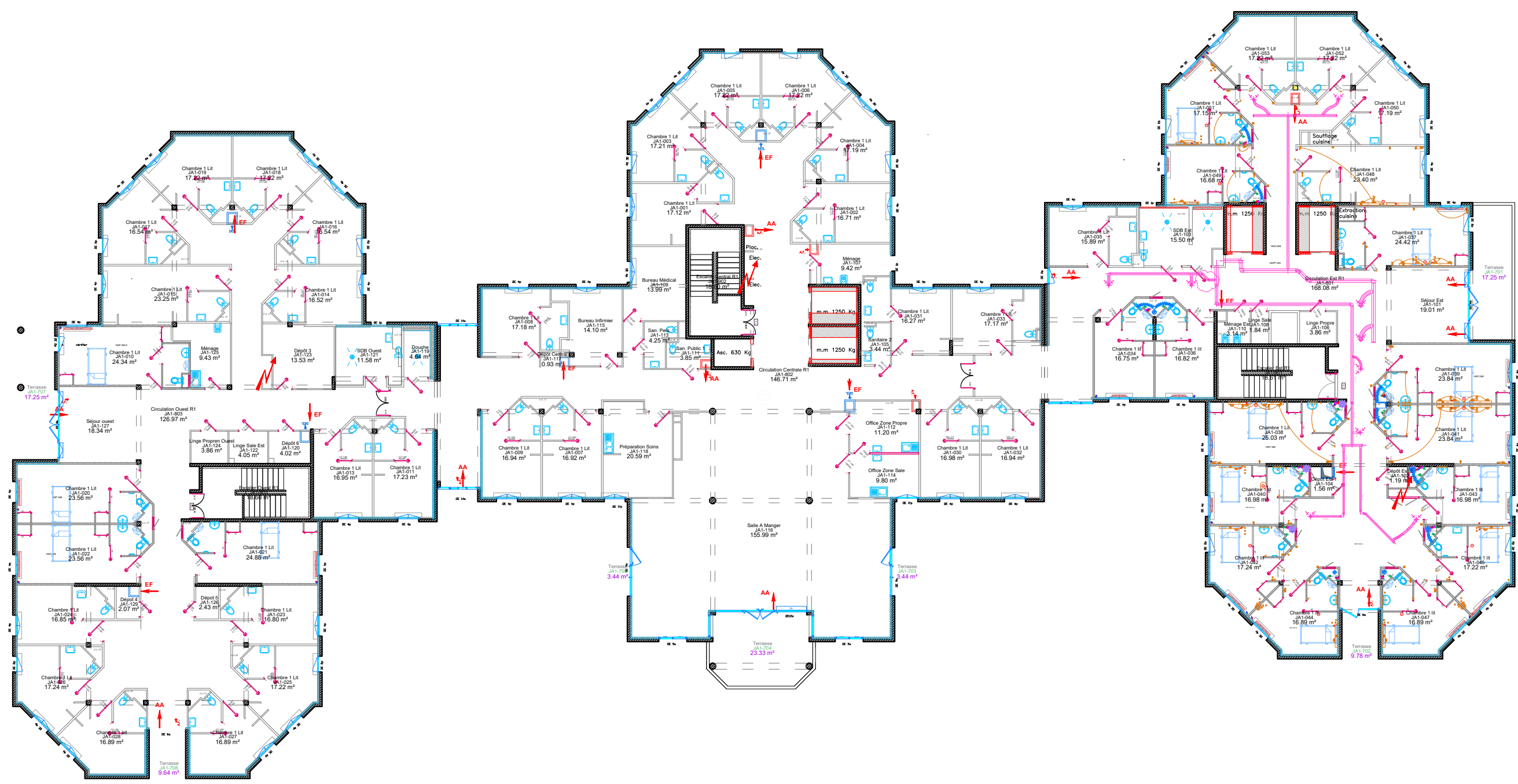
Existant R3



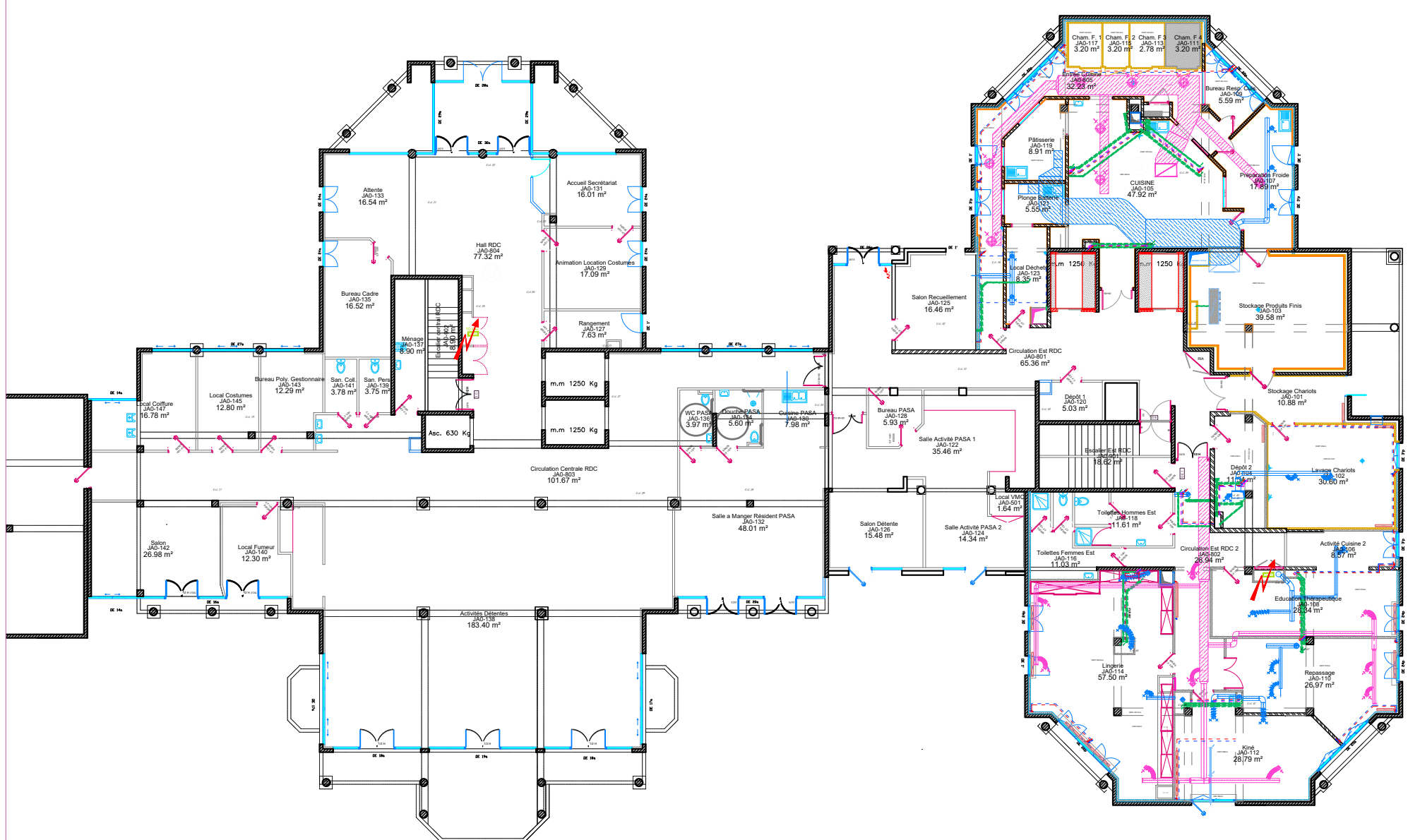
Existant R2



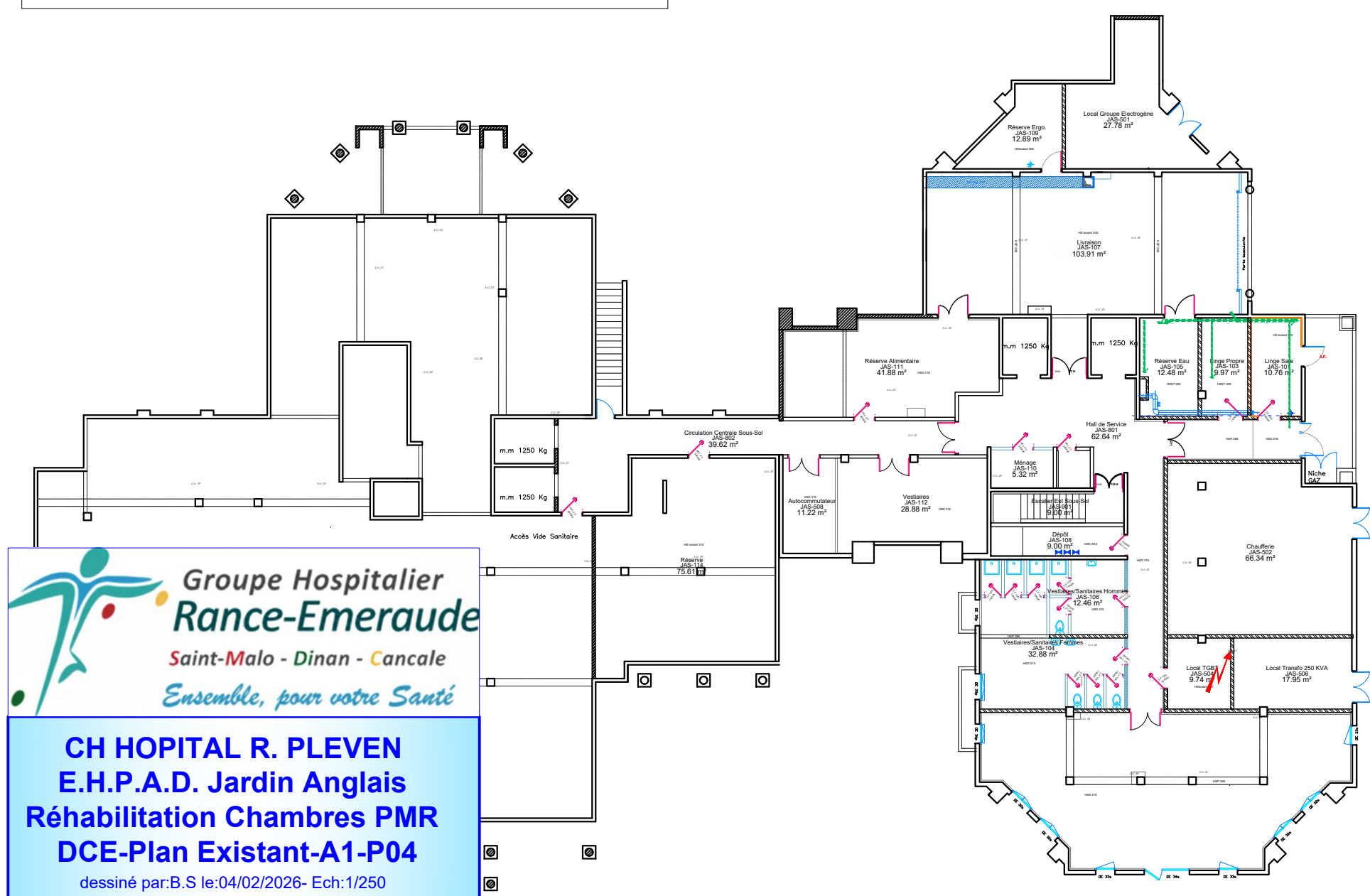
Existant R1



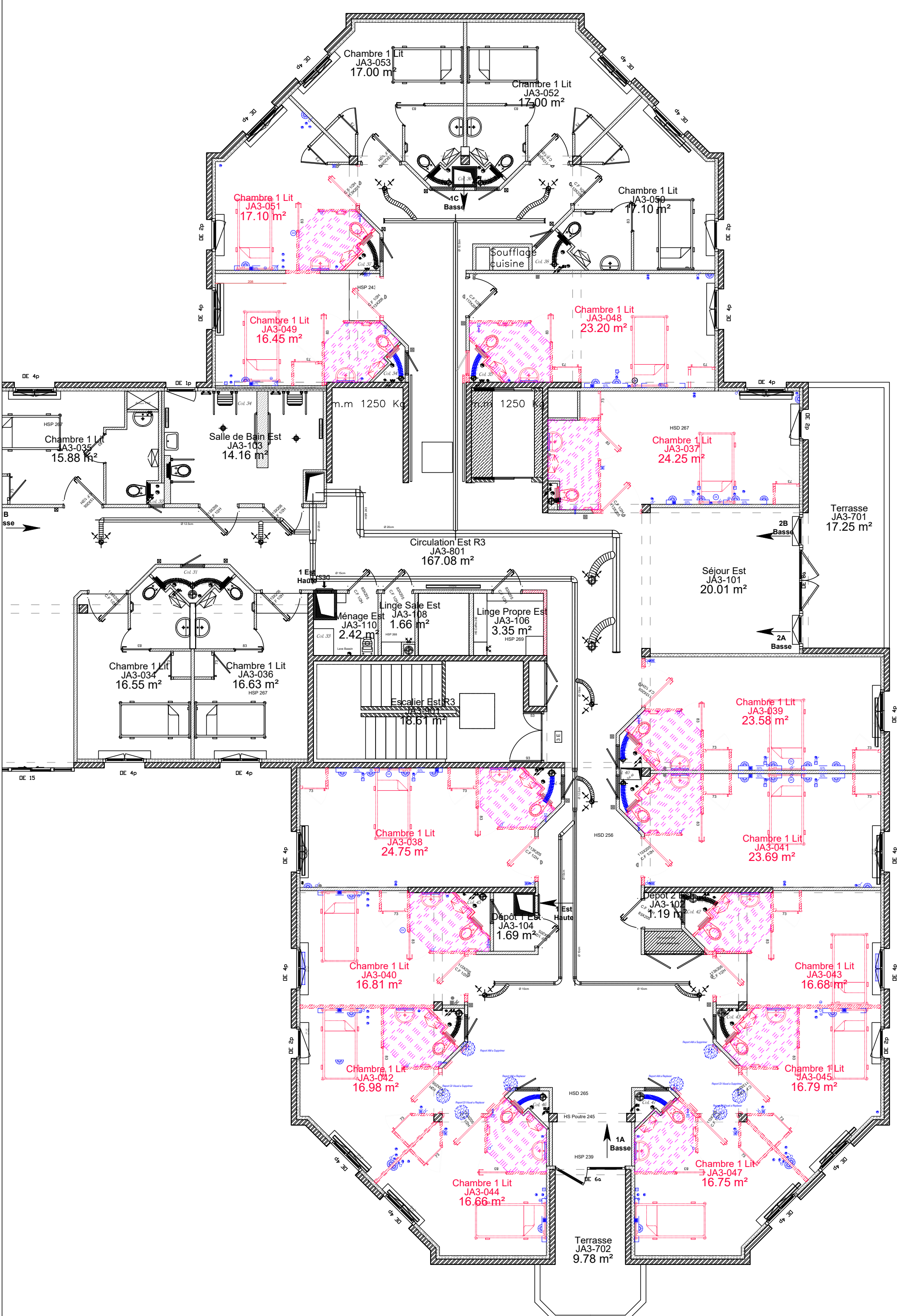
Existant RDC



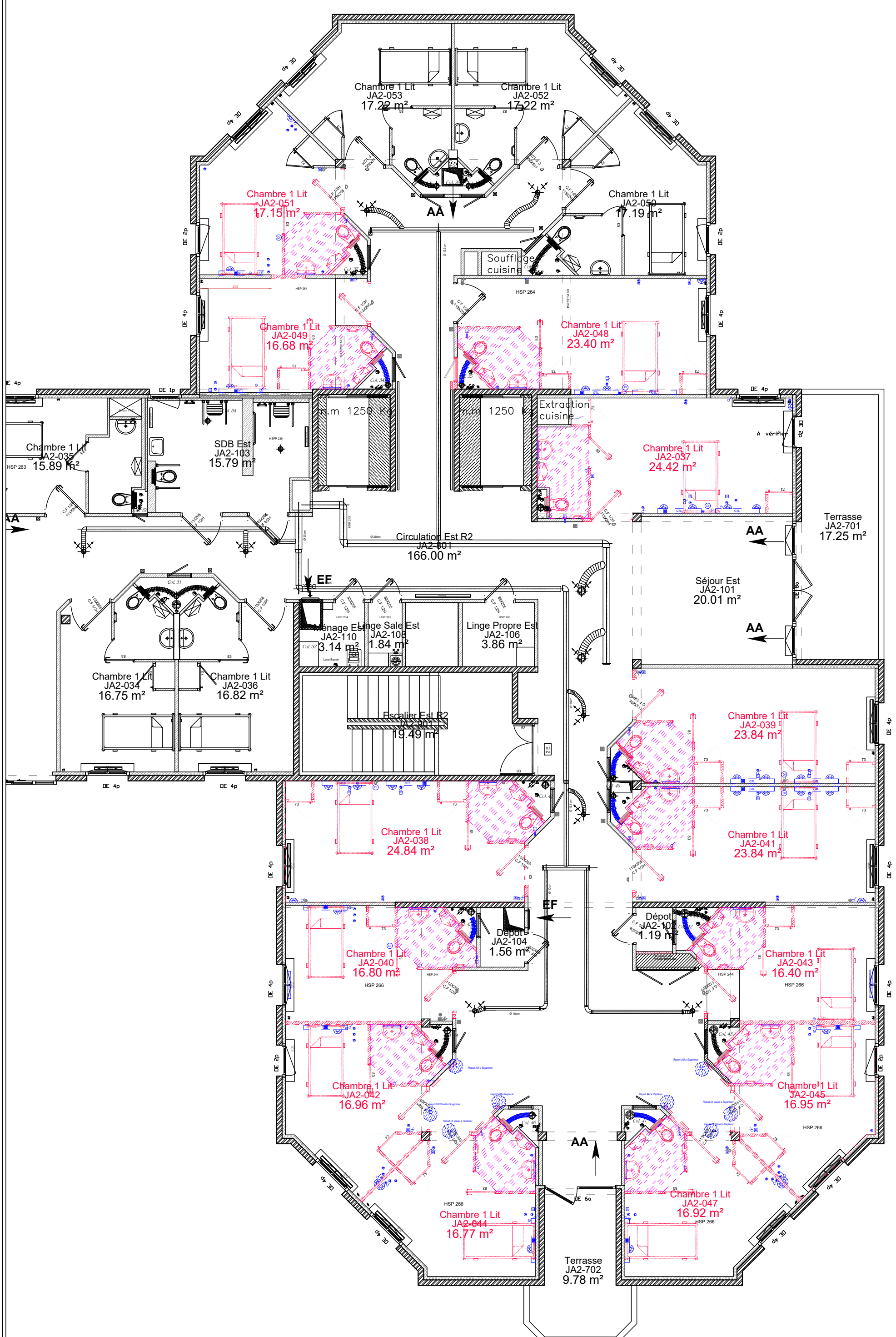
Existant R-1



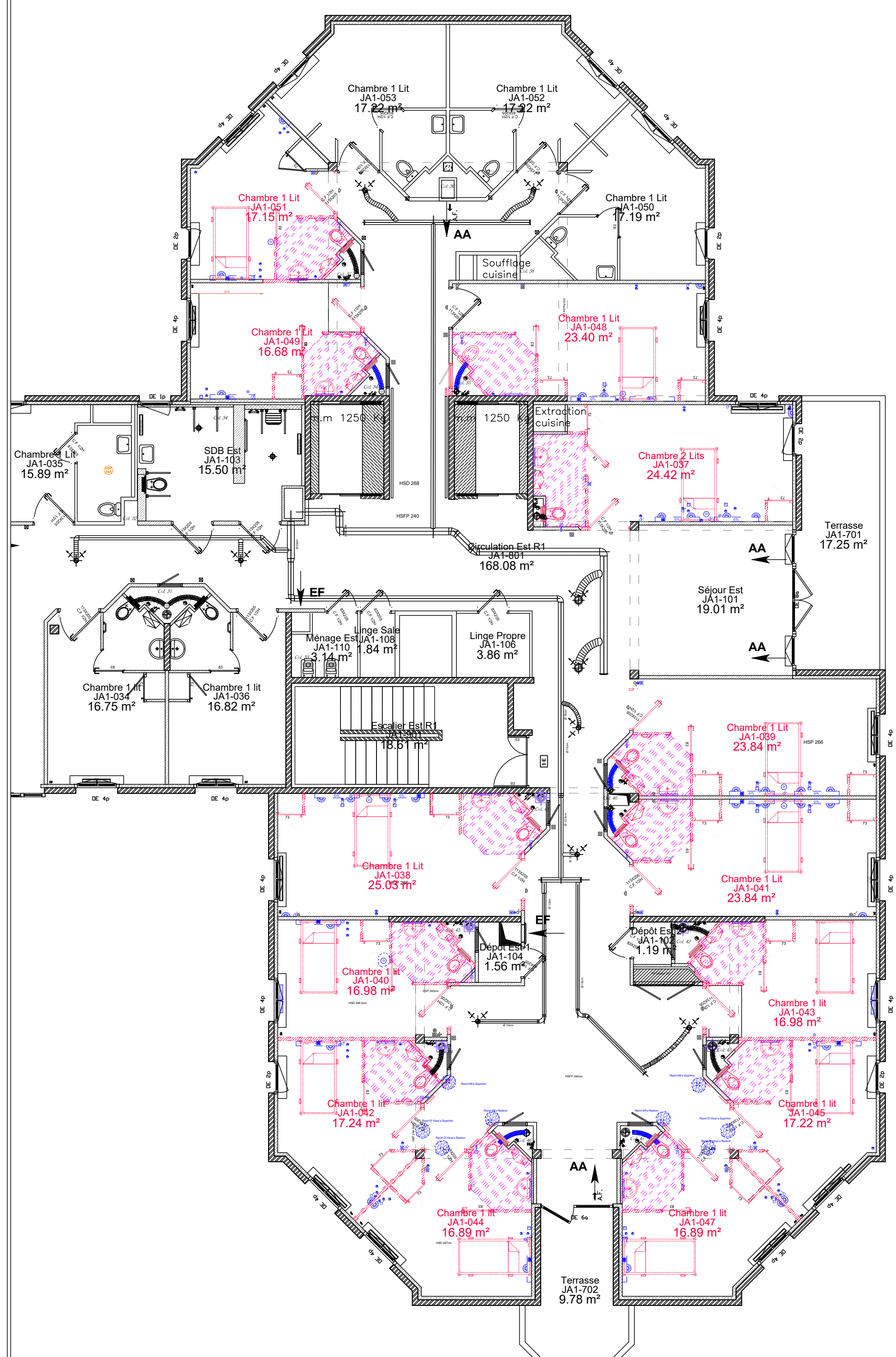
Démolition R3



Démolition R2

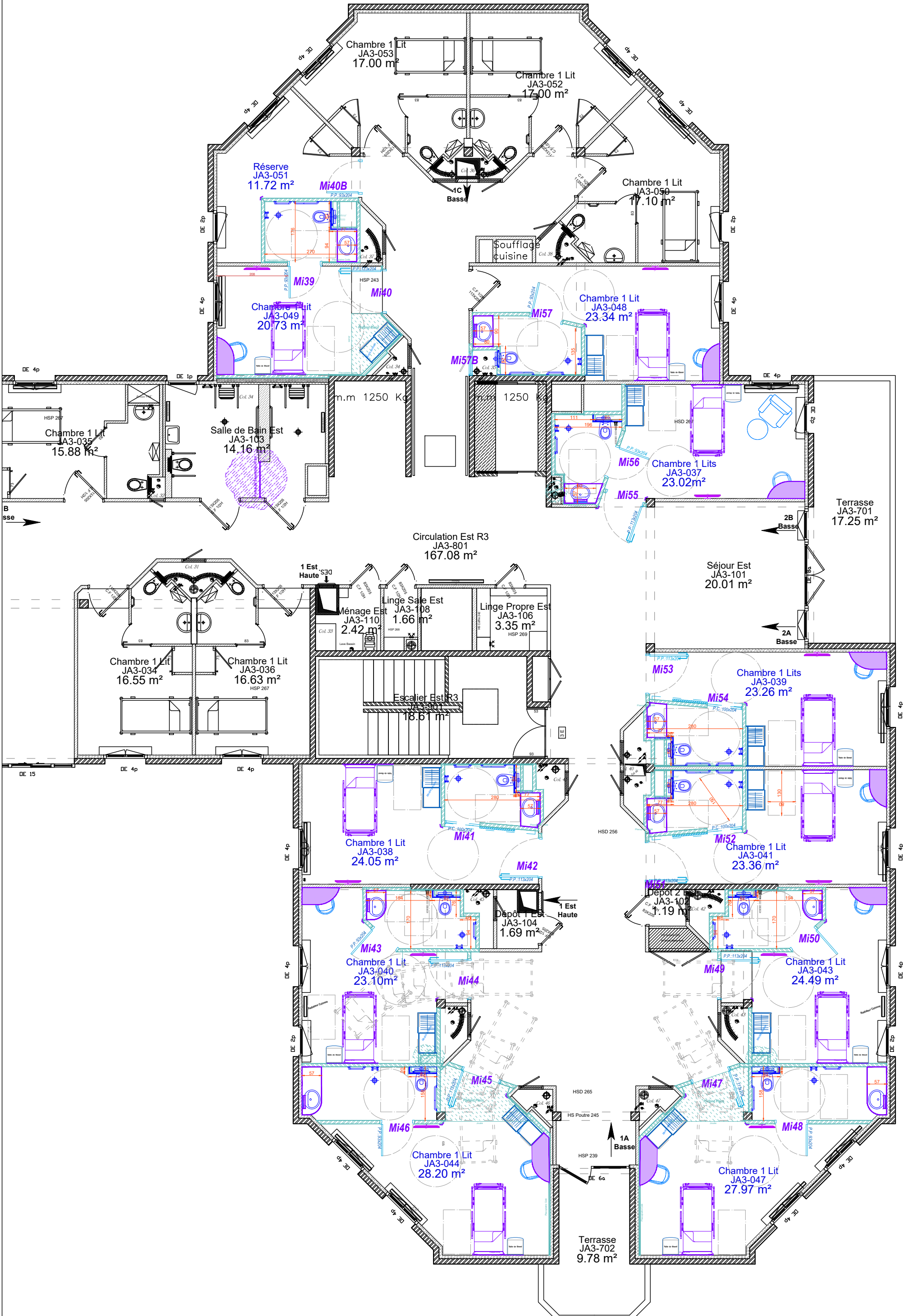


Démolition R1

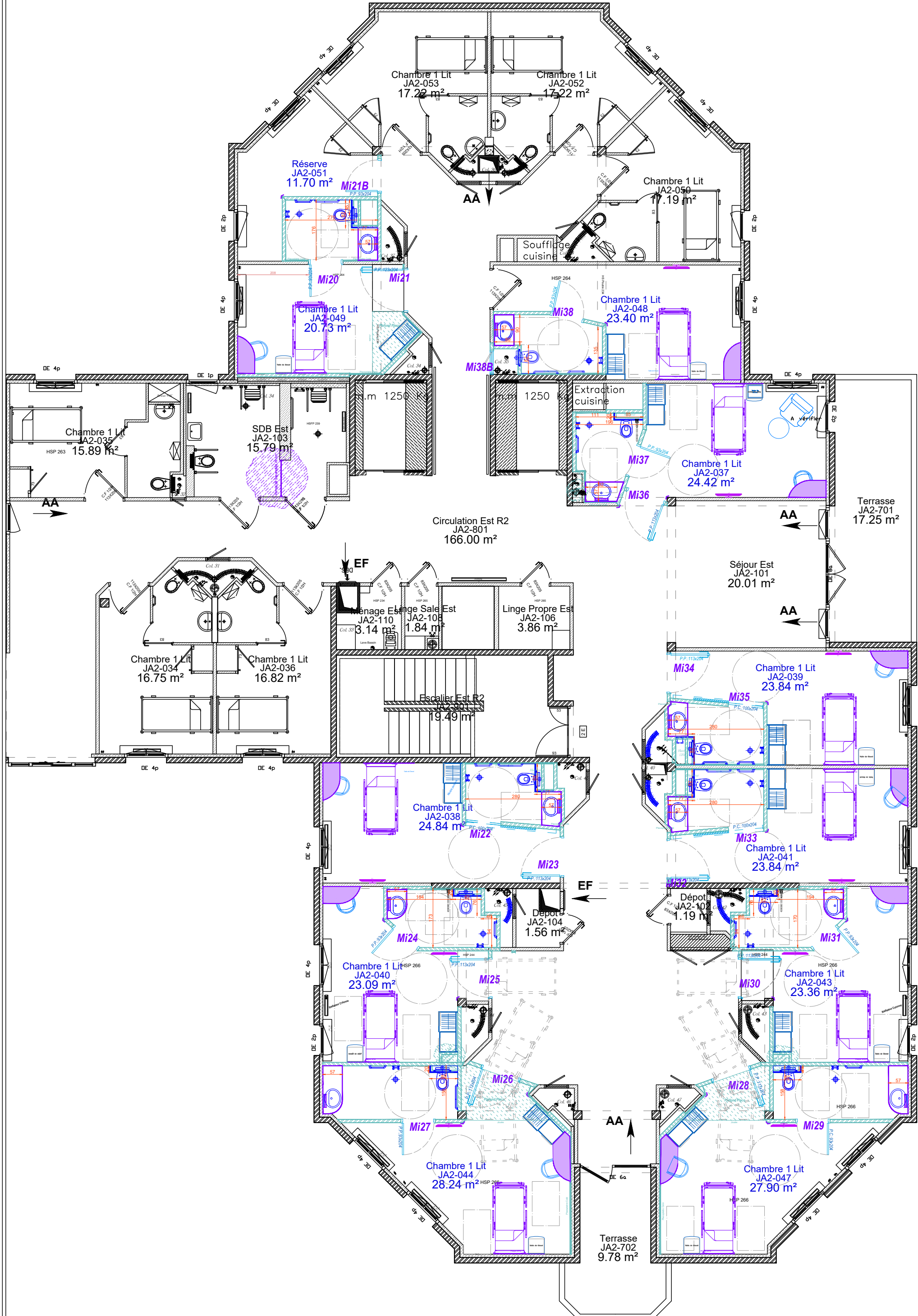


- Démolition
- Démolition Technique
- Démolition Carrelage

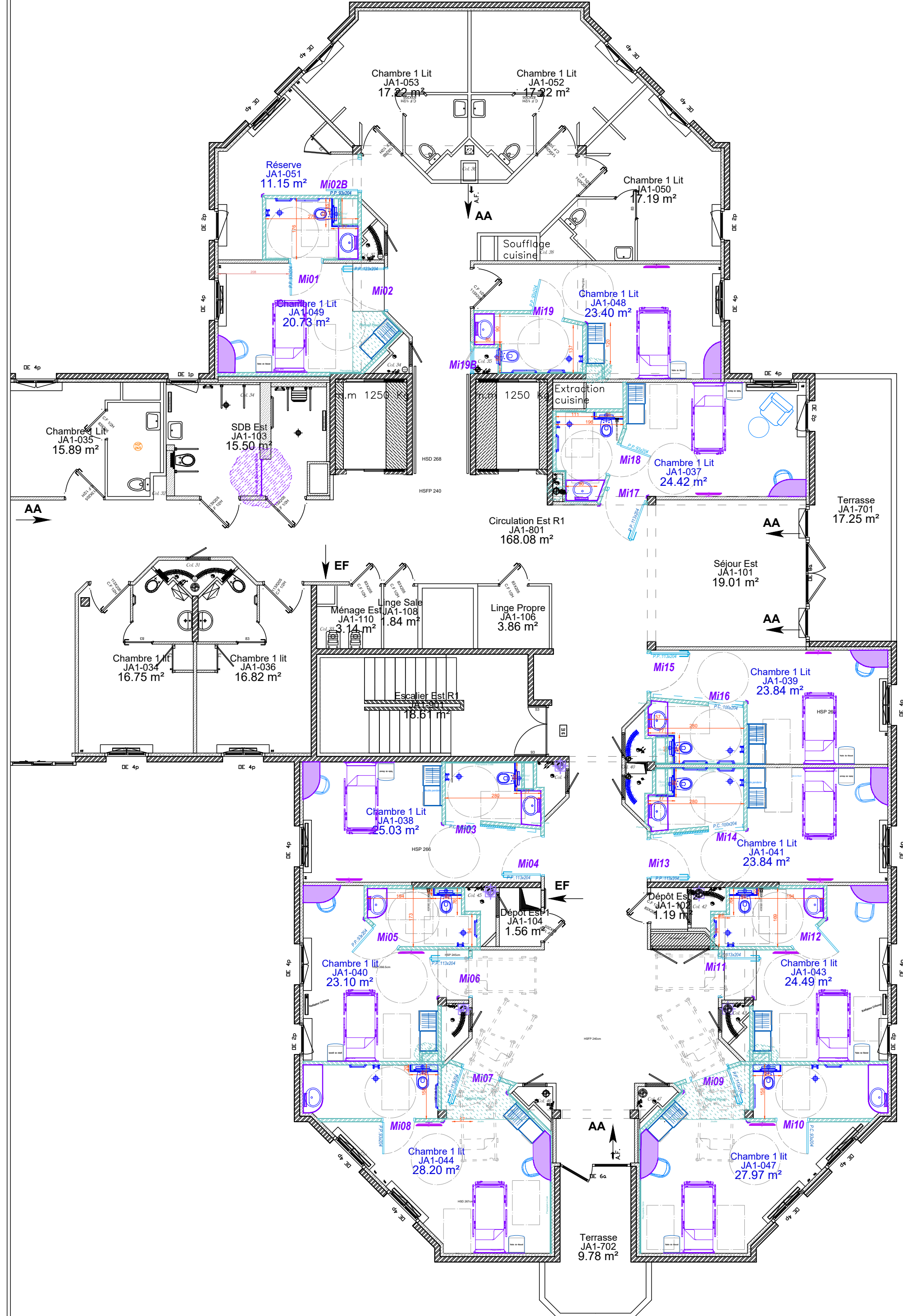
Projet R3



Projet R2



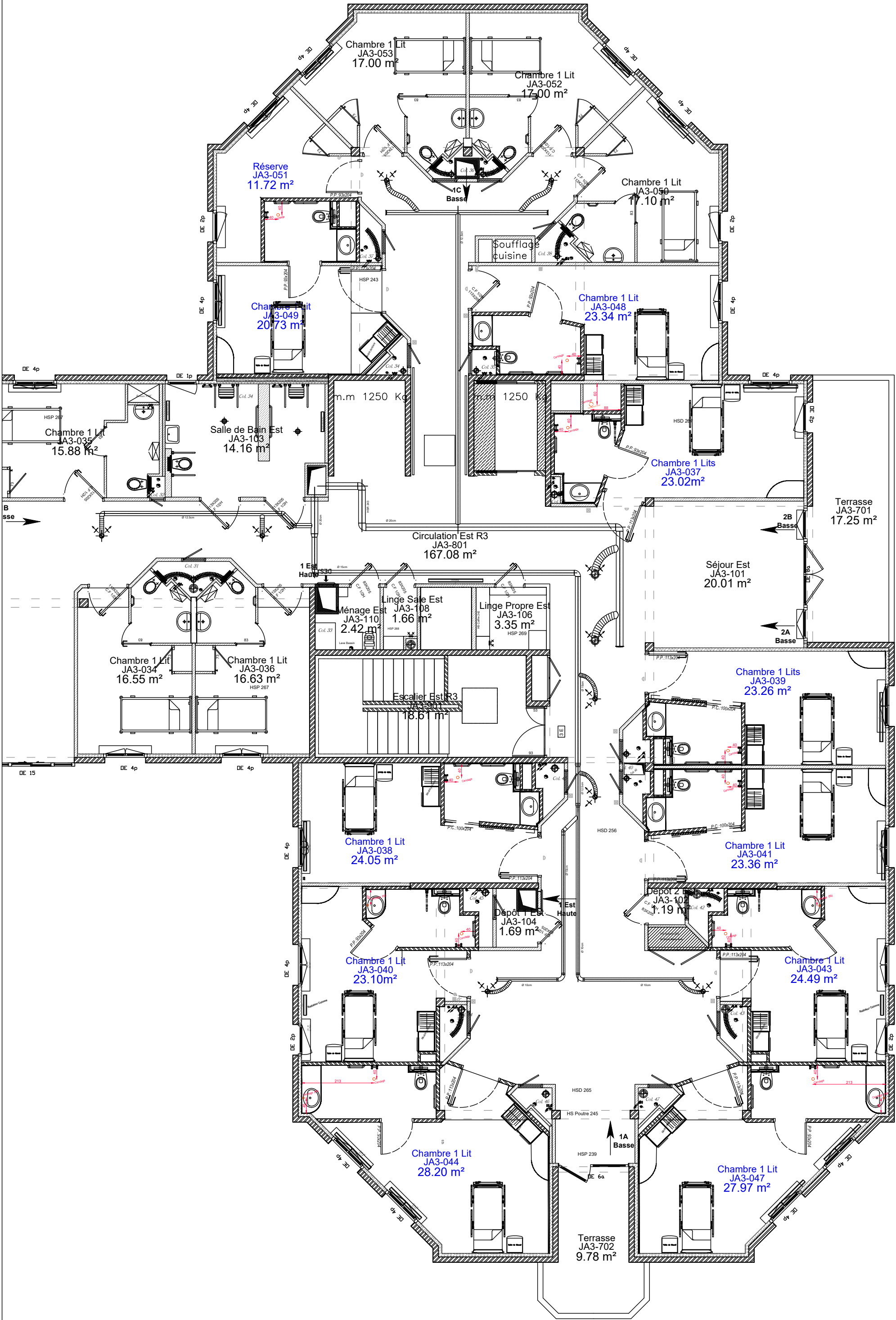
Projet R1



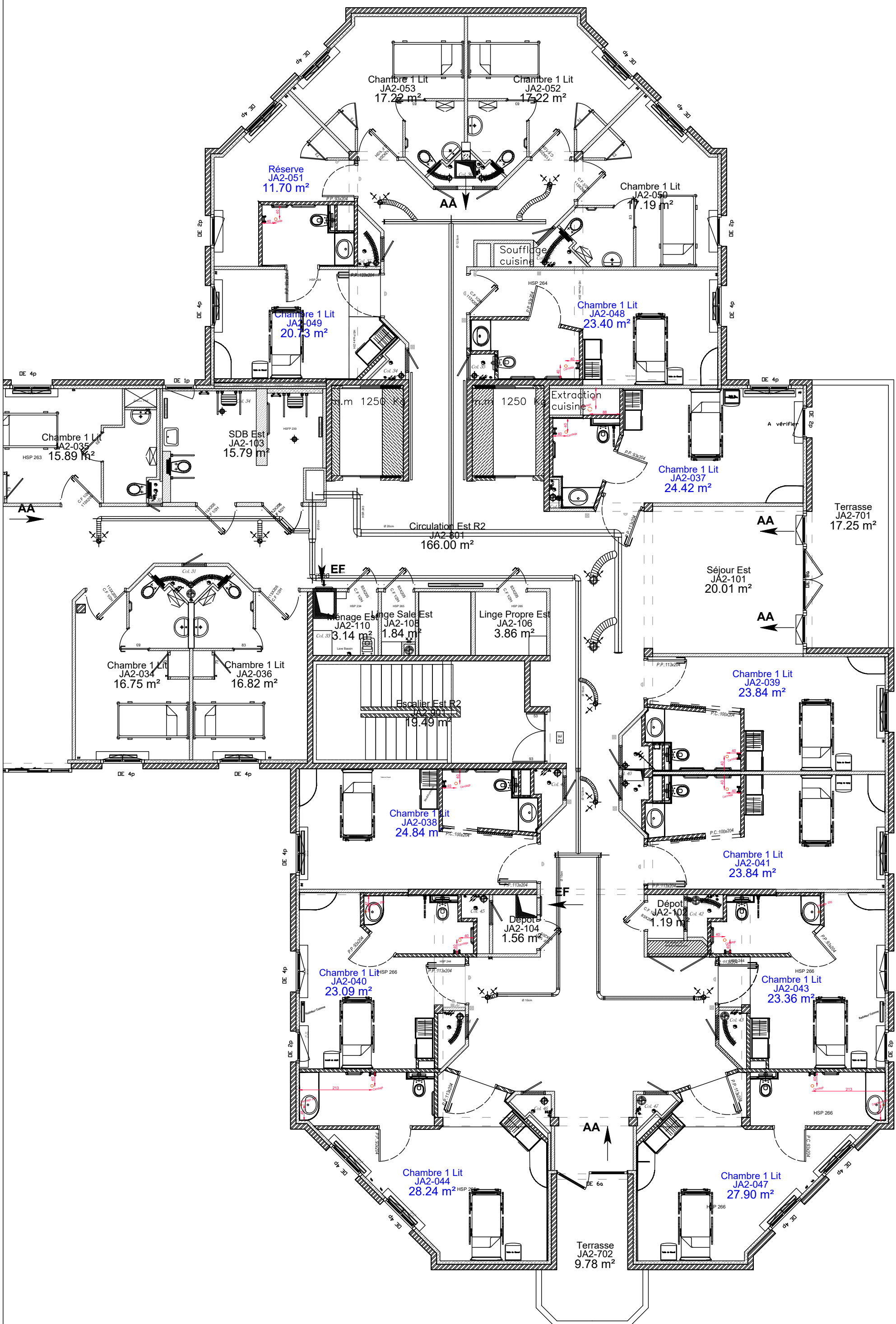
Légende

- Lot Cloisonnement
- Lot Menuiserie Interieure

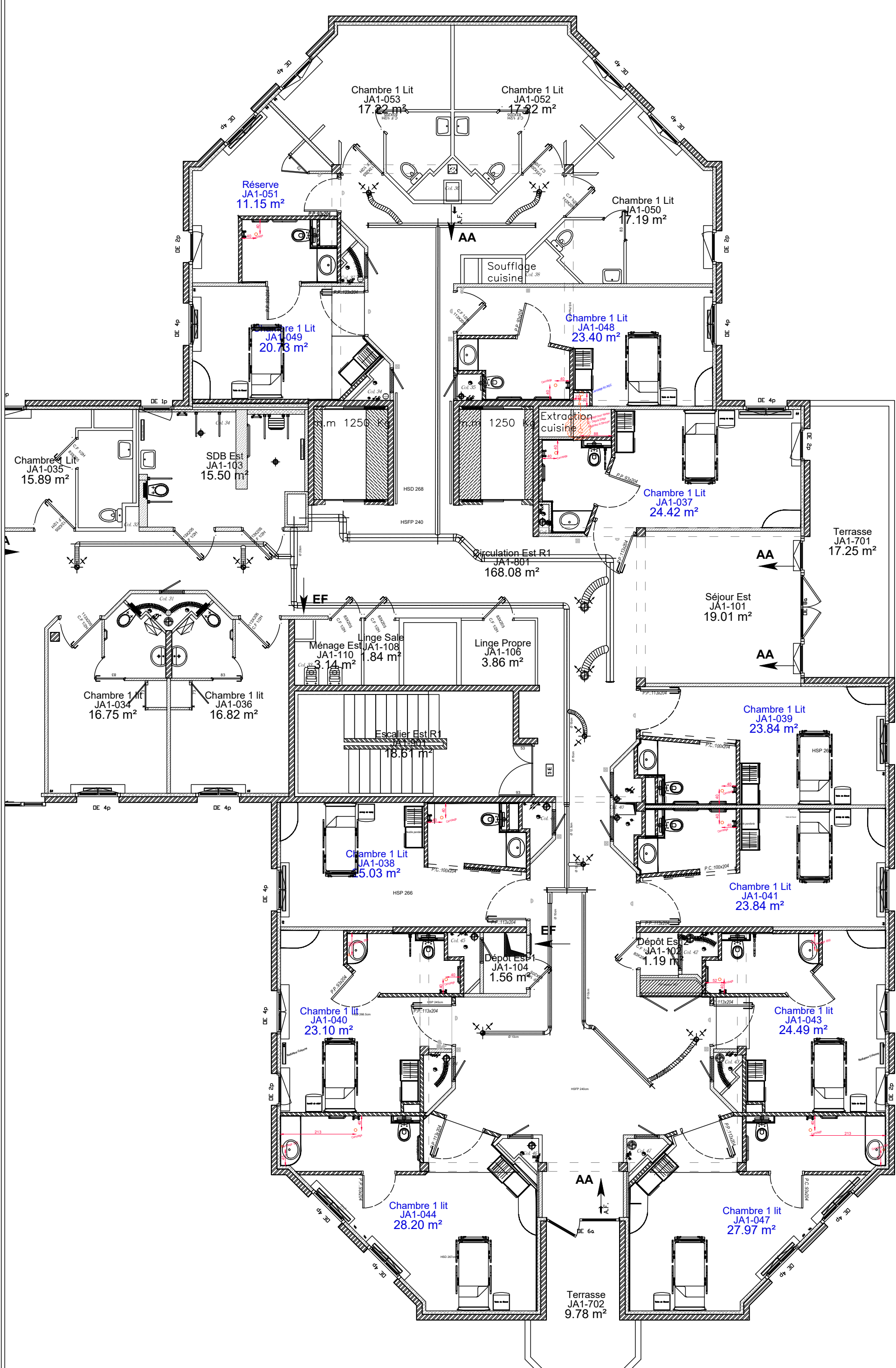
Carottage R3-R2



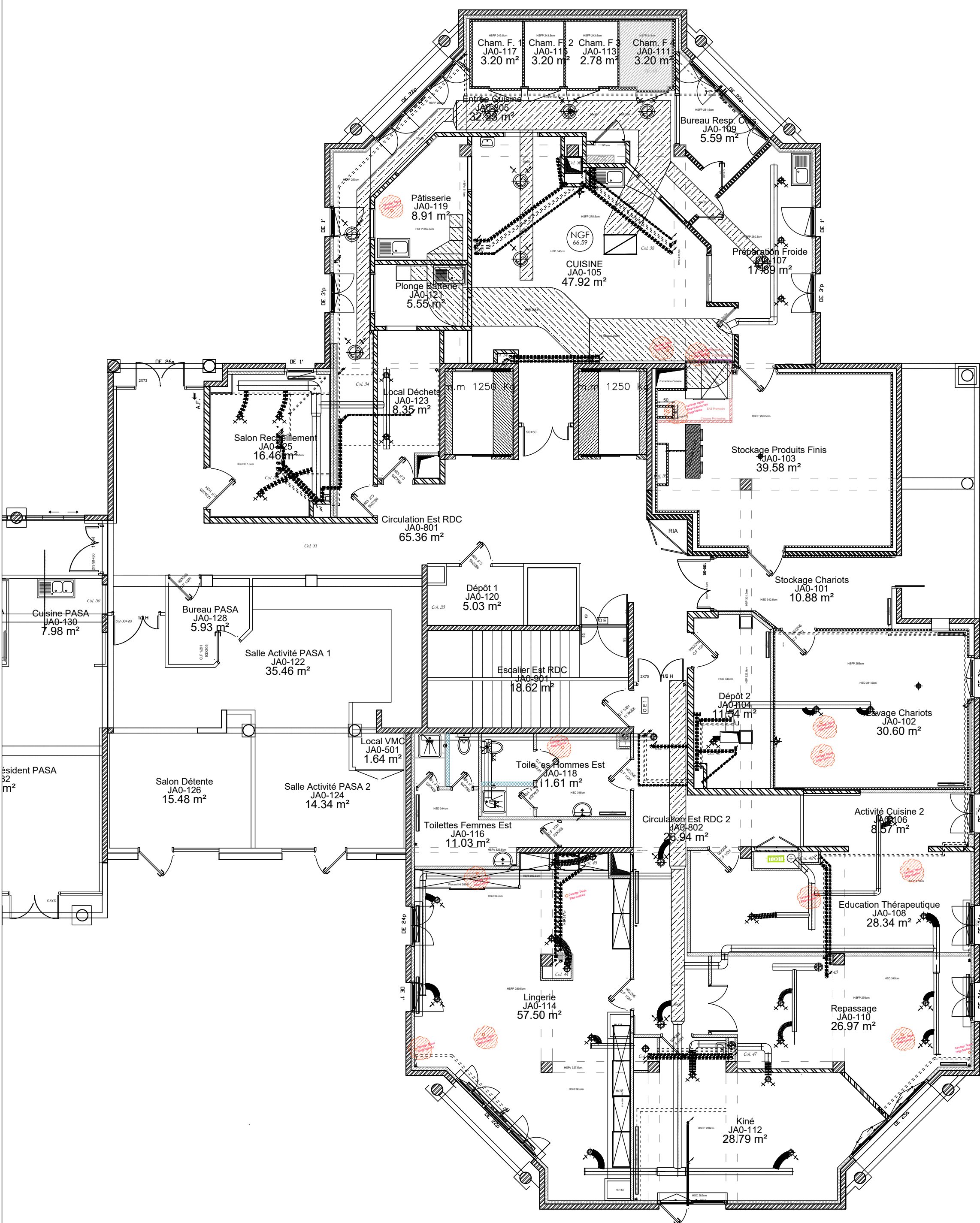
Carottage R2-R1



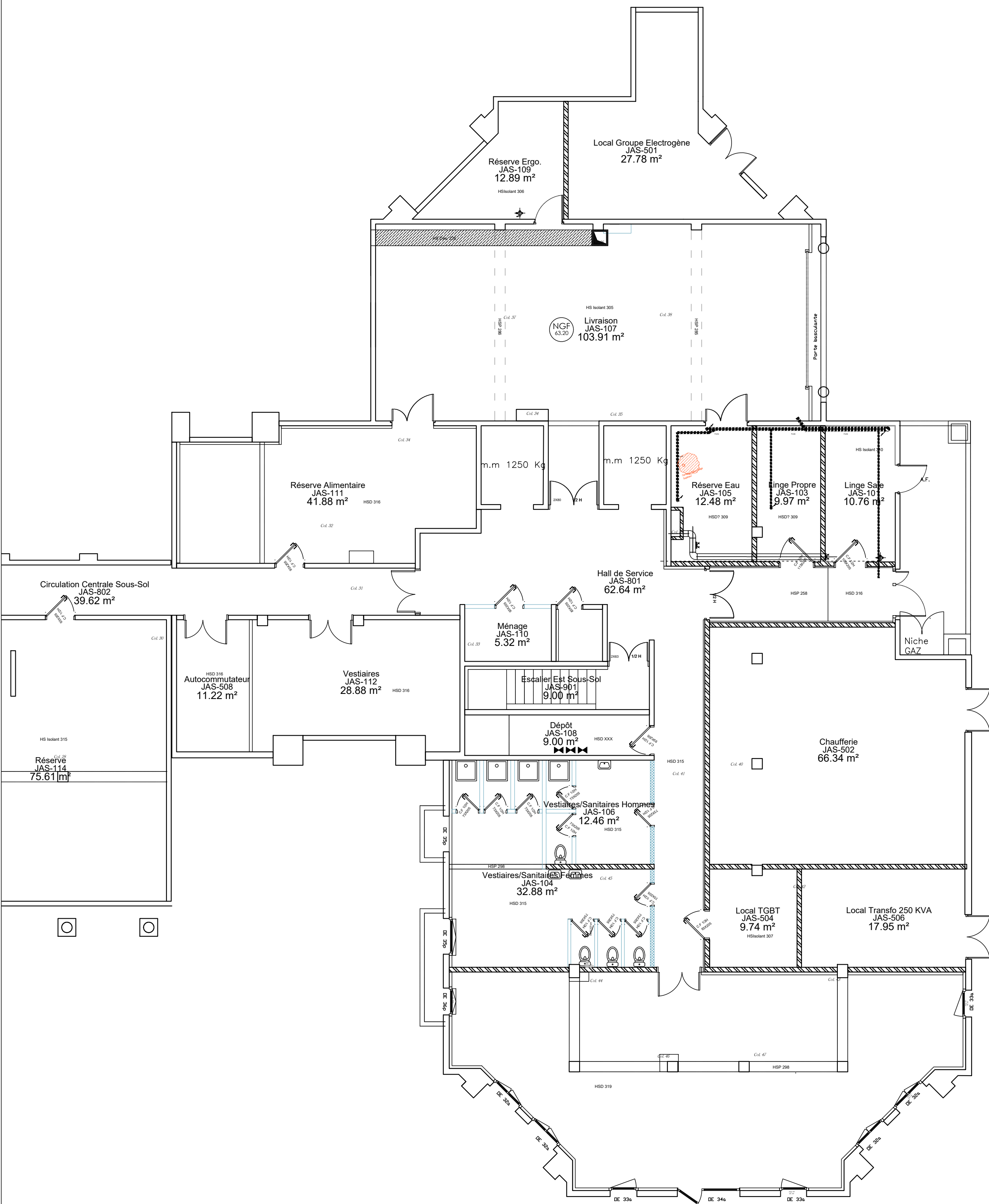
Carottage R1-RDC



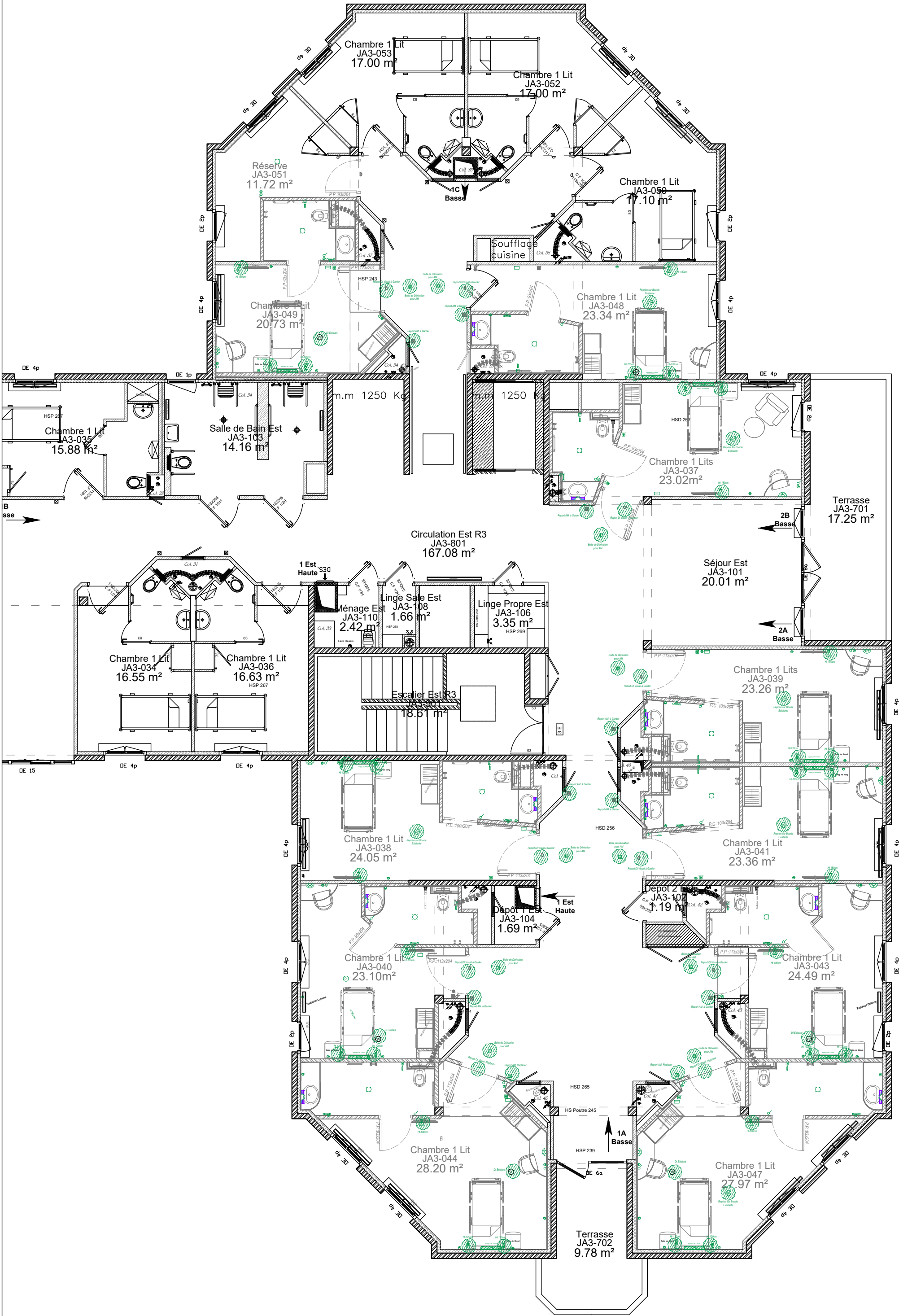
Carottage RDC



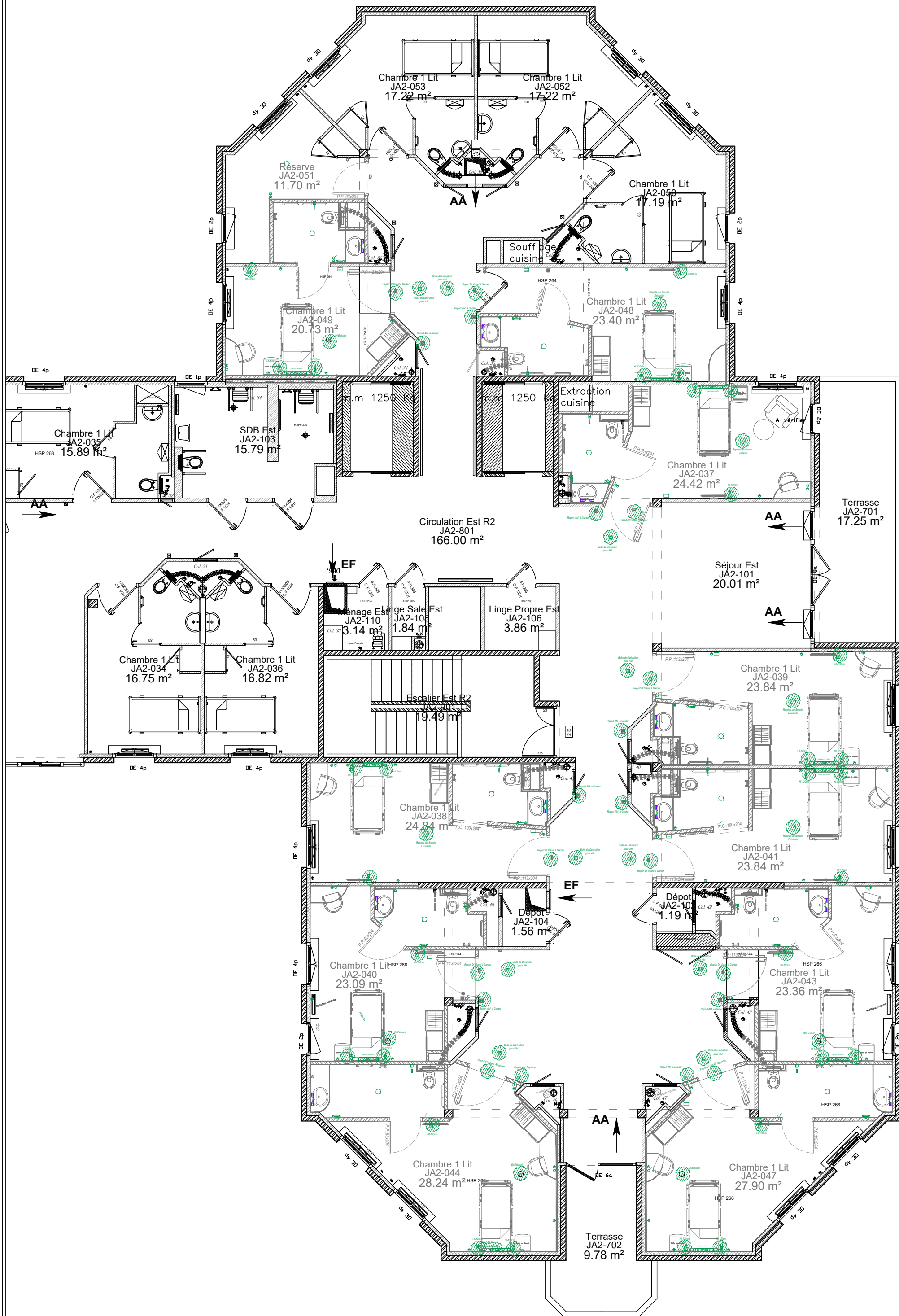
Carottage R-1



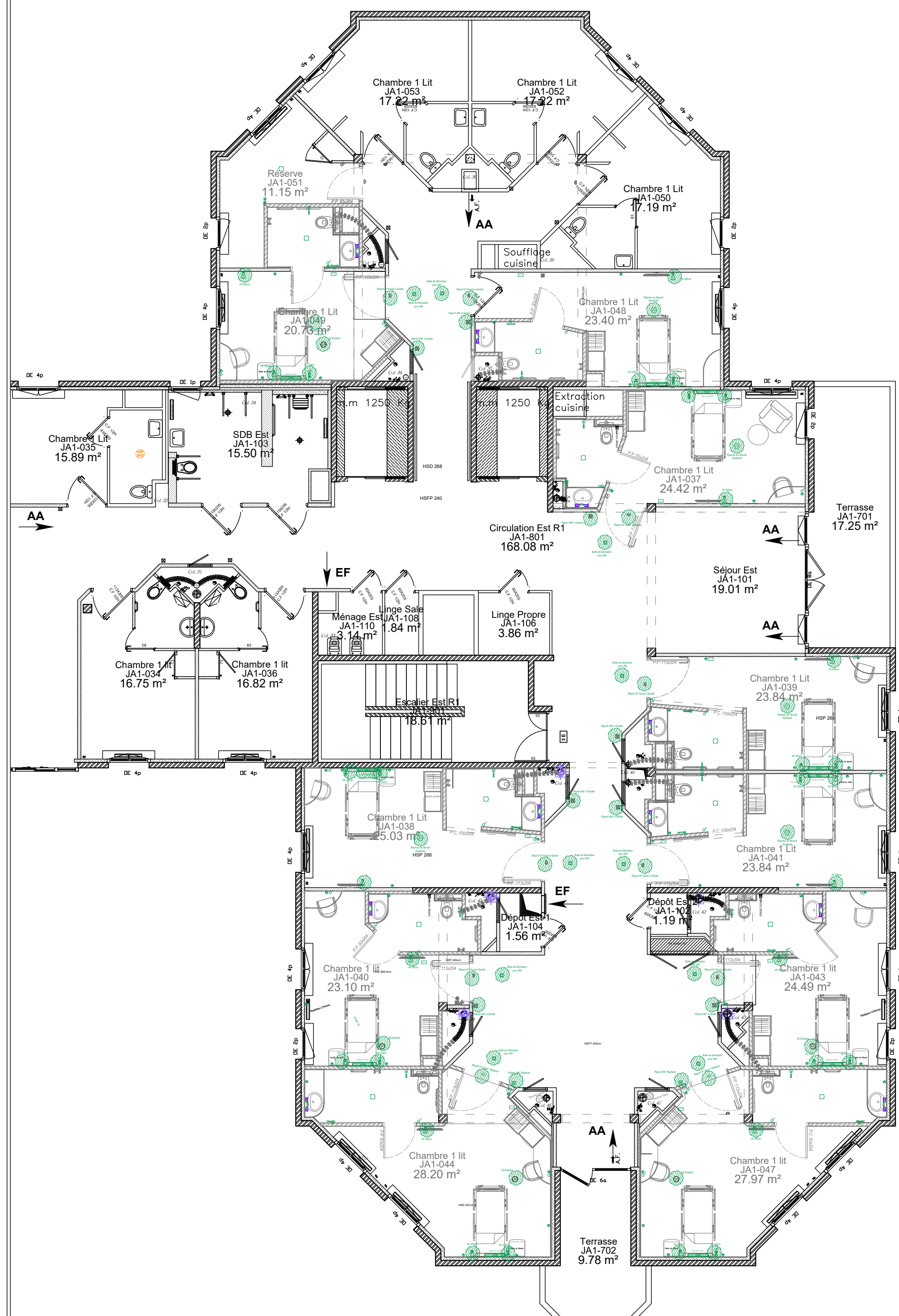
CFO/CFA R3



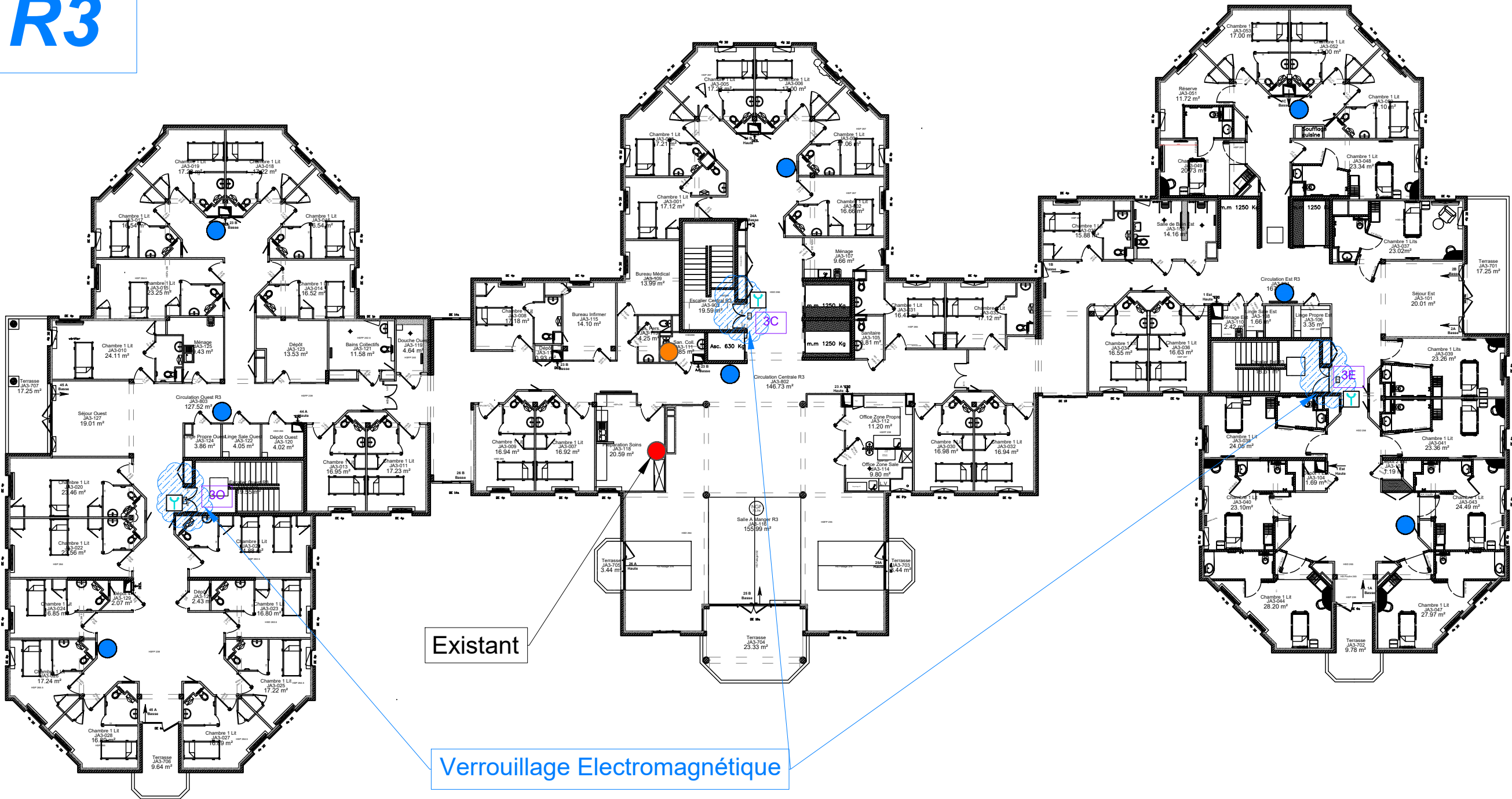
CFO/CFA R2



CFO/CFA R1

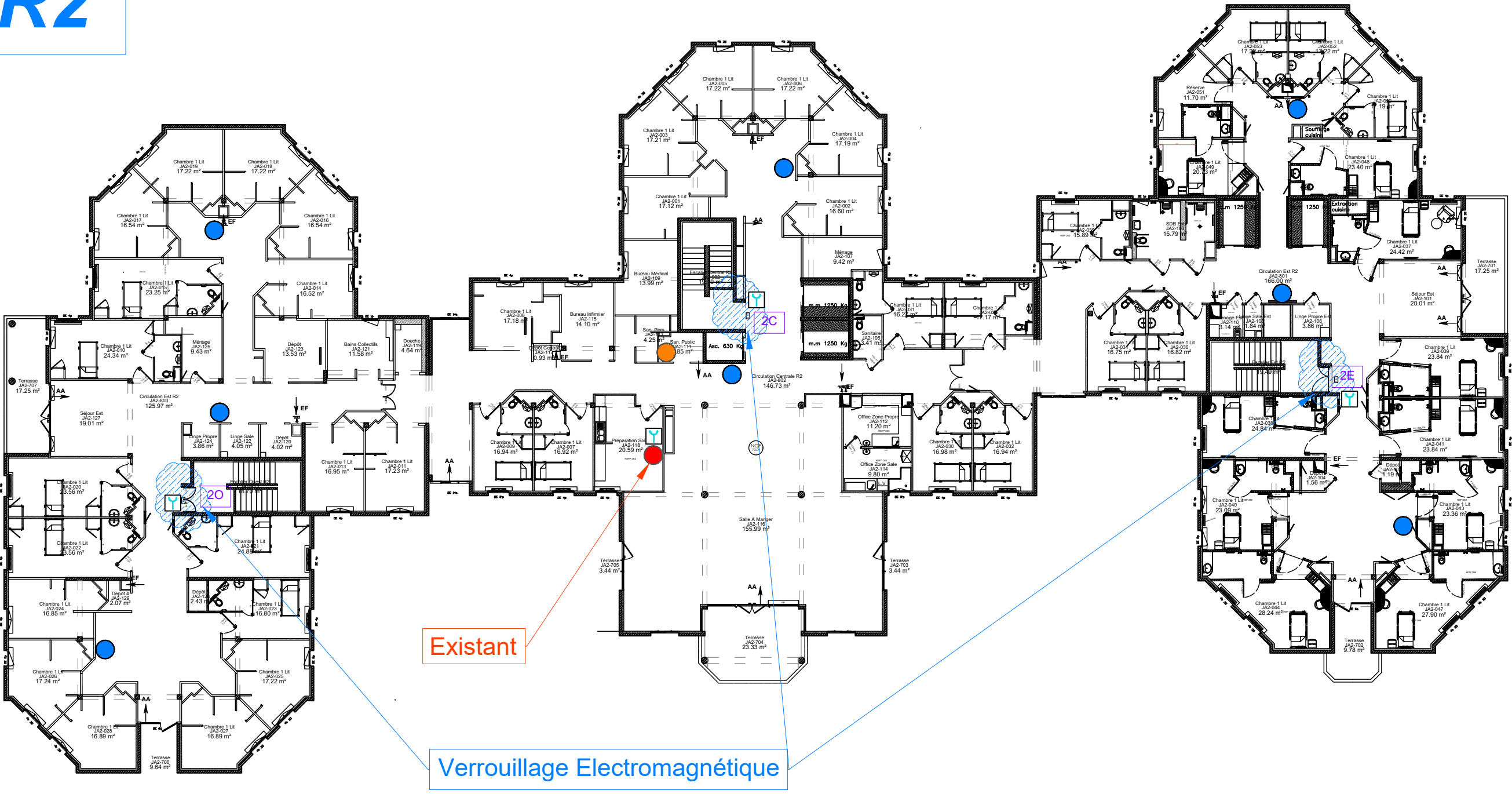


Sécurisation R3

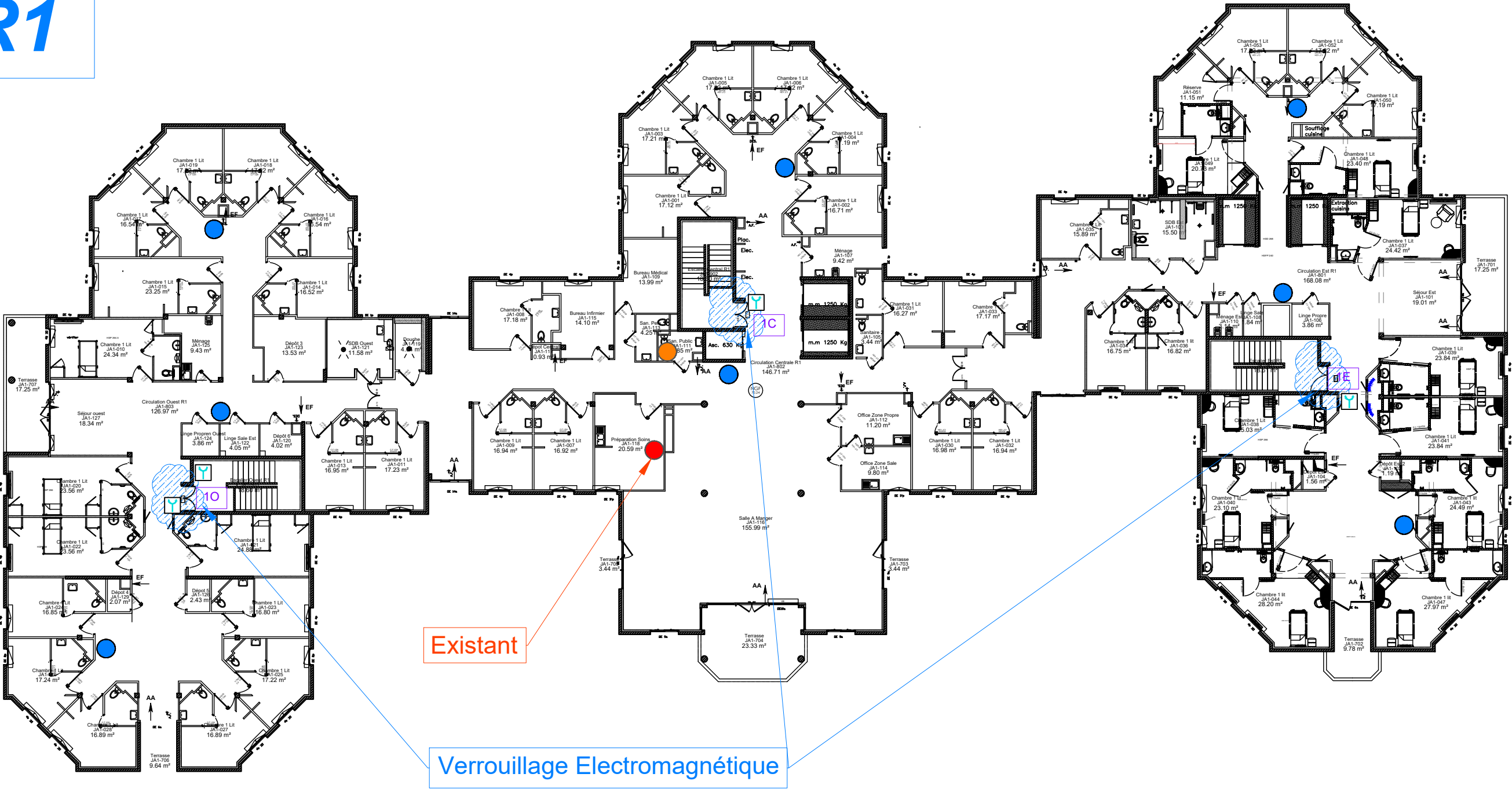


- Légende:**
- Diffuseur Sonore
 - Flash Lumineux
 - Alarme Général Sélective
 - Répétiteur Alarme
 - Déclencheur Manuel

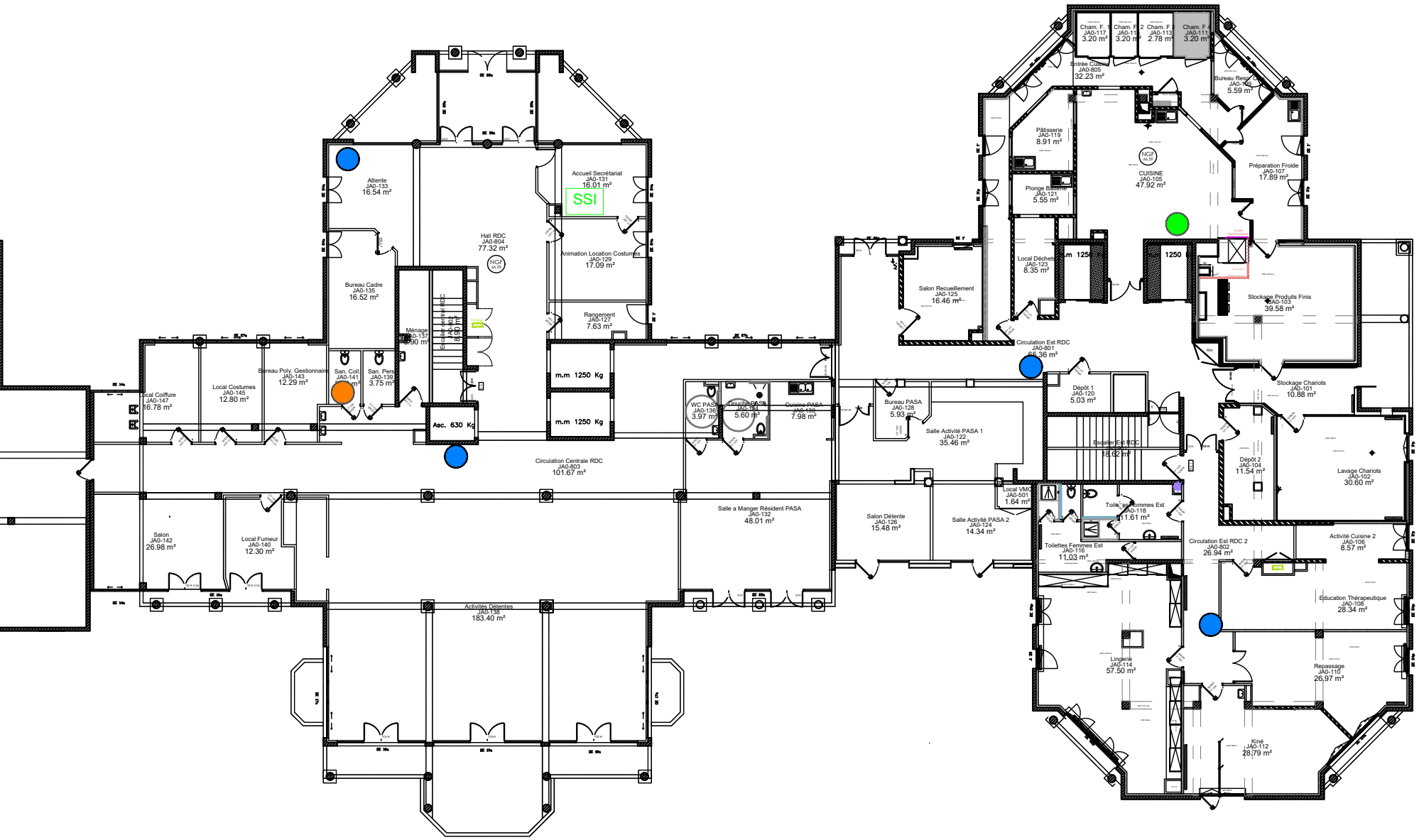
Sécurisation R2



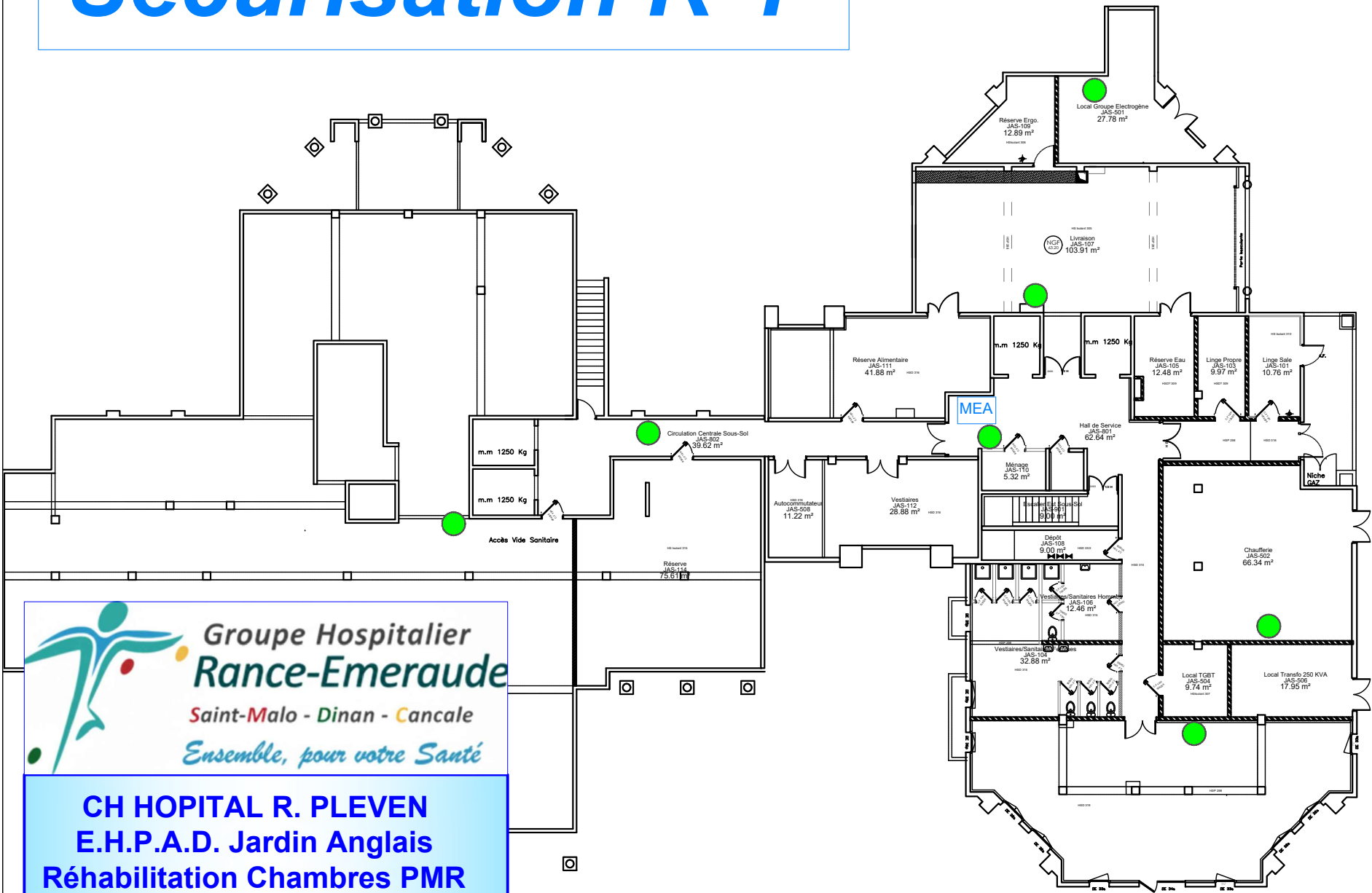
Sécurisation R1



Sécurisation RDC



Sécurisation R-1



The floor plan illustrates the layout of the 1st floor, featuring a central circulation area (Circulation Est R3) and a large central hall. The plan includes numerous rooms, each labeled with its name, number, and area in square meters. The rooms are distributed around the central area, with some rooms having direct access to the exterior. The plan also shows a central staircase and a large central hall. The plan is detailed with dimensions, room numbers, and architectural symbols.

Rooms and Areas:

- Chambre 1 Lit JA3-051: 17.00 m²
- Chambre 1 Lit JA3-052: 17.40 m²
- Réservé JA3-051: 11.72 m²
- Chambre 1 Lit JA3-049: 20.73 m²
- Salle de Bain Est JA3-103: 14.16 m²
- Chambre 1 Lit JA3-035: 15.88 m²
- Chambre 1 Lit JA3-048: 23.34 m²
- Chambre 1 Lits JA3-037: 23.02 m²
- Séjour Est JA3-101: 20.01 m²
- Terrasse JA3-701: 17.25 m²
- Chambre 1 Lit JA3-034: 16.55 m²
- Chambre 1 Lit JA3-036: 16.63 m²
- Chambre 1 Lit JA3-038: 24.05 m²
- Chambre 1 Lit JA3-041: 23.36 m²
- Chambre 1 Lit JA3-043: 23.26 m²
- Chambre 1 Lit JA3-044: 28.20 m²
- Chambre 1 Lit JA3-047: 27.97 m²
- Chambre 1 Lit JA3-049: 20.73 m²
- Chambre 1 Lit JA3-051: 17.00 m²
- Chambre 1 Lit JA3-052: 17.40 m²
- Chambre 1 Lit JA3-053: 17.00 m²
- Chambre 1 Lit JA3-054: 17.00 m²
- Chambre 1 Lit JA3-055: 17.00 m²
- Chambre 1 Lit JA3-056: 17.00 m²
- Chambre 1 Lit JA3-057: 17.00 m²
- Chambre 1 Lit JA3-058: 17.00 m²
- Chambre 1 Lit JA3-059: 17.00 m²
- Chambre 1 Lit JA3-060: 17.00 m²
- Chambre 1 Lit JA3-061: 17.00 m²
- Chambre 1 Lit JA3-062: 17.00 m²
- Chambre 1 Lit JA3-063: 17.00 m²
- Chambre 1 Lit JA3-064: 17.00 m²
- Chambre 1 Lit JA3-065: 17.00 m²
- Chambre 1 Lit JA3-066: 17.00 m²
- Chambre 1 Lit JA3-067: 17.00 m²
- Chambre 1 Lit JA3-068: 17.00 m²
- Chambre 1 Lit JA3-069: 17.00 m²
- Chambre 1 Lit JA3-070: 17.00 m²
- Chambre 1 Lit JA3-071: 17.25 m²
- Chambre 1 Lit JA3-072: 9.78 m²
- Chambre 1 Lit JA3-073: 17.00 m²
- Chambre 1 Lit JA3-074: 17.00 m²
- Chambre 1 Lit JA3-075: 17.00 m²
- Chambre 1 Lit JA3-076: 17.00 m²
- Chambre 1 Lit JA3-077: 17.00 m²
- Chambre 1 Lit JA3-078: 17.00 m²
- Chambre 1 Lit JA3-079: 17.00 m²
- Chambre 1 Lit JA3-080: 17.00 m²
- Chambre 1 Lit JA3-081: 17.00 m²
- Chambre 1 Lit JA3-082: 17.00 m²
- Chambre 1 Lit JA3-083: 17.00 m²
- Chambre 1 Lit JA3-084: 17.00 m²
- Chambre 1 Lit JA3-085: 17.00 m²
- Chambre 1 Lit JA3-086: 17.00 m²
- Chambre 1 Lit JA3-087: 17.00 m²
- Chambre 1 Lit JA3-088: 17.00 m²
- Chambre 1 Lit JA3-089: 17.00 m²
- Chambre 1 Lit JA3-090: 17.00 m²
- Chambre 1 Lit JA3-091: 17.00 m²
- Chambre 1 Lit JA3-092: 17.00 m²
- Chambre 1 Lit JA3-093: 17.00 m²
- Chambre 1 Lit JA3-094: 17.00 m²
- Chambre 1 Lit JA3-095: 17.00 m²
- Chambre 1 Lit JA3-096: 17.00 m²
- Chambre 1 Lit JA3-097: 17.00 m²
- Chambre 1 Lit JA3-098: 17.00 m²
- Chambre 1 Lit JA3-099: 17.00 m²
- Chambre 1 Lit JA3-100: 17.00 m²
- Chambre 1 Lit JA3-101: 20.01 m²
- Chambre 1 Lit JA3-102: 17.00 m²
- Chambre 1 Lit JA3-103: 14.16 m²
- Chambre 1 Lit JA3-104: 17.00 m²
- Chambre 1 Lit JA3-105: 1.69 m²
- Chambre 1 Lit JA3-106: 3.35 m²
- Chambre 1 Lit JA3-107: 17.00 m²
- Chambre 1 Lit JA3-108: 1.66 m²
- Chambre 1 Lit JA3-109: 2.42 m²
- Chambre 1 Lit JA3-110: 1.66 m²
- Chambre 1 Lit JA3-111: 1.66 m²
- Chambre 1 Lit JA3-112: 1.66 m²
- Chambre 1 Lit JA3-113: 1.66 m²
- Chambre 1 Lit JA3-114: 1.66 m²
- Chambre 1 Lit JA3-115: 1.66 m²
- Chambre 1 Lit JA3-116: 1.66 m²
- Chambre 1 Lit JA3-117: 1.66 m²
- Chambre 1 Lit JA3-118: 1.66 m²
- Chambre 1 Lit JA3-119: 1.66 m²
- Chambre 1 Lit JA3-120: 1.66 m²
- Chambre 1 Lit JA3-121: 1.66 m²
- Chambre 1 Lit JA3-122: 1.66 m²
- Chambre 1 Lit JA3-123: 1.66 m²
- Chambre 1 Lit JA3-124: 1.66 m²
- Chambre 1 Lit JA3-125: 1.66 m²
- Chambre 1 Lit JA3-126: 1.66 m²
- Chambre 1 Lit JA3-127: 1.66 m²
- Chambre 1 Lit JA3-128: 1.66 m²
- Chambre 1 Lit JA3-129: 1.66 m²
- Chambre 1 Lit JA3-130: 1.66 m²
- Chambre 1 Lit JA3-131: 1.66 m²
- Chambre 1 Lit JA3-132: 1.66 m²
- Chambre 1 Lit JA3-133: 1.66 m²
- Chambre 1 Lit JA3-134: 1.66 m²
- Chambre 1 Lit JA3-135: 1.66 m²
- Chambre 1 Lit JA3-136: 1.66 m²
- Chambre 1 Lit JA3-137: 1.66 m²
- Chambre 1 Lit JA3-138: 1.66 m²
- Chambre 1 Lit JA3-139: 1.66 m²
- Chambre 1 Lit JA3-140: 1.66 m²
- Chambre 1 Lit JA3-141: 1.66 m²
- Chambre 1 Lit JA3-142: 1.66 m²
- Chambre 1 Lit JA3-143: 1.66 m²
- Chambre 1 Lit JA3-144: 1.66 m²
- Chambre 1 Lit JA3-145: 1.66 m²
- Chambre 1 Lit JA3-146: 1.66 m²
- Chambre 1 Lit JA3-147: 1.66 m²
- Chambre 1 Lit JA3-148: 1.66 m²
- Chambre 1 Lit JA3-149: 1.66 m²
- Chambre 1 Lit JA3-150: 1.66 m²
- Chambre 1 Lit JA3-151: 1.66 m²
- Chambre 1 Lit JA3-152: 1.66 m²
- Chambre 1 Lit JA3-153: 1.66 m²
- Chambre 1 Lit JA3-154: 1.66 m²
- Chambre 1 Lit JA3-155: 1.66 m²
- Chambre 1 Lit JA3-156: 1.66 m²
- Chambre 1 Lit JA3-157: 1.66 m²
- Chambre 1 Lit JA3-158: 1.66 m²
- Chambre 1 Lit JA3-159: 1.66 m²
- Chambre 1

The floor plan illustrates the layout of the 1st floor, featuring a central corridor (Circulation Est R2) and several rooms. The plan includes the following areas:

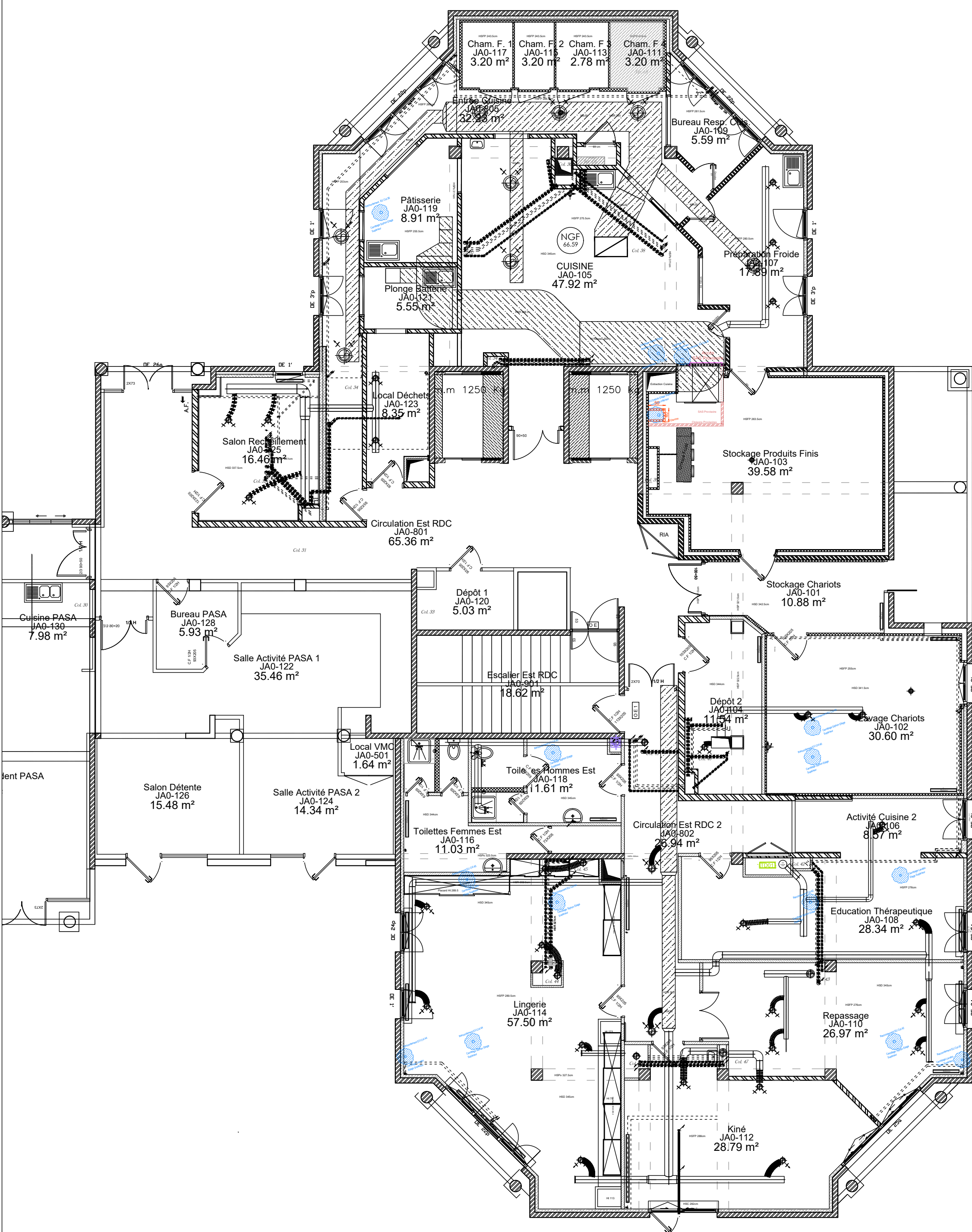
- Chambre 1 Lit JA2-053:** 17.28 m²
- Chambre 1 Lit JA2-052:** 15.22 m²
- Réserve JA2-051:** 11.70 m²
- Chambre 1 Lit JA2-049:** 20.73 m²
- SDB Est JA2-103:** 15.79 m²
- Chambre 1 Lit JA2-032:** 15.89 m²
- Chambre 1 Lit JA2-048:** 23.40 m²
- Extraction cuisines JA2-101:** 166.00 m²
- Chambre 1 Lit JA2-037:** 24.42 m²
- Séjour Est JA2-101:** 20.01 m²
- Terrasse JA2-701:** 17.25 m²
- Chambre 1 Lit JA2-034:** 16.75 m²
- Chambre 1 Lit JA2-036:** 16.82 m²
- Chambre 1 Lit JA2-110:** 23.14 m²
- Linge Sale Est JA2-106:** 1.84 m²
- Linge Propre Est JA2-106:** 3.86 m²
- Chambre 1 Lit JA2-038:** 24.84 m²
- Chambre 1 Lit JA2-040:** 23.09 m²
- Chambre 1 Lit JA2-044:** 28.24 m²
- Chambre 1 Lit JA2-047:** 27.90 m²
- Terrasse JA2-702:** 9.78 m²
- Chambre 1 Lit JA2-043:** 23.36 m²
- Dépôt JA2-101:** 1.19 m²
- Chambre 1 Lit JA2-041:** 23.84 m²
- Chambre 1 Lit JA2-039:** 23.84 m²
- Chambre 1 Lit JA2-035:** 24.84 m²
- Chambre 1 Lit JA2-031:** 24.84 m²
- Chambre 1 Lit JA2-033:** 24.84 m²
- Chambre 1 Lit JA2-030:** 24.84 m²
- Chambre 1 Lit JA2-032:** 24.84 m²
- Chambre 1 Lit JA2-034:** 24.84 m²
- Chambre 1 Lit JA2-036:** 24.84 m²
- Chambre 1 Lit JA2-038:** 24.84 m²
- Chambre 1 Lit JA2-040:** 24.84 m²
- Chambre 1 Lit JA2-042:** 24.84 m²
- Chambre 1 Lit JA2-044:** 24.84 m²
- Chambre 1 Lit JA2-046:** 24.84 m²
- Chambre 1 Lit JA2-048:** 24.84 m²
- Chambre 1 Lit JA2-050:** 24.84 m²
- Chambre 1 Lit JA2-052:** 24.84 m²
- Chambre 1 Lit JA2-054:** 24.84 m²
- Chambre 1 Lit JA2-056:** 24.84 m²
- Chambre 1 Lit JA2-058:** 24.84 m²
- Chambre 1 Lit JA2-060:** 24.84 m²
- Chambre 1 Lit JA2-062:** 24.84 m²
- Chambre 1 Lit JA2-064:** 24.84 m²
- Chambre 1 Lit JA2-066:** 24.84 m²
- Chambre 1 Lit JA2-068:** 24.84 m²
- Chambre 1 Lit JA2-070:** 24.84 m²
- Chambre 1 Lit JA2-072:** 24.84 m²
- Chambre 1 Lit JA2-074:** 24.84 m²
- Chambre 1 Lit JA2-076:** 24.84 m²
- Chambre 1 Lit JA2-078:** 24.84 m²
- Chambre 1 Lit JA2-080:** 24.84 m²
- Chambre 1 Lit JA2-082:** 24.84 m²
- Chambre 1 Lit JA2-084:** 24.84 m²
- Chambre 1 Lit JA2-086:** 24.84 m²
- Chambre 1 Lit JA2-088:** 24.84 m²
- Chambre 1 Lit JA2-090:** 24.84 m²
- Chambre 1 Lit JA2-092:** 24.84 m²
- Chambre 1 Lit JA2-094:** 24.84 m²
- Chambre 1 Lit JA2-096:** 24.84 m²
- Chambre 1 Lit JA2-098:** 24.84 m²
- Chambre 1 Lit JA2-100:** 24.84 m²
- Chambre 1 Lit JA2-102:** 24.84 m²
- Chambre 1 Lit JA2-104:** 24.84 m²
- Chambre 1 Lit JA2-106:** 24.84 m²
- Chambre 1 Lit JA2-108:** 24.84 m²
- Chambre 1 Lit JA2-110:** 24.84 m²
- Chambre 1 Lit JA2-112:** 24.84 m²
- Chambre 1 Lit JA2-114:** 24.84 m²
- Chambre 1 Lit JA2-116:** 24.84 m²
- Chambre 1 Lit JA2-118:** 24.84 m²
- Chambre 1 Lit JA2-120:** 24.84 m²
- Chambre 1 Lit JA2-122:** 24.84 m²
- Chambre 1 Lit JA2-124:** 24.84 m²
- Chambre 1 Lit JA2-126:** 24.84 m²
- Chambre 1 Lit JA2-128:** 24.84 m²
- Chambre 1 Lit JA2-130:** 24.84 m²
- Chambre 1 Lit JA2-132:** 24.84 m²
- Chambre 1 Lit JA2-134:** 24.84 m²
- Chambre 1 Lit JA2-136:** 24.84 m²
- Chambre 1 Lit JA2-138:** 24.84 m²
- Chambre 1 Lit JA2-140:** 24.84 m²
- Chambre 1 Lit JA2-142:** 24.84 m²
- Chambre 1 Lit JA2-144:** 24.84 m²
- Chambre 1 Lit JA2-146:** 24.84 m²
- Chambre 1 Lit JA2-148:** 24.84 m²
- Chambre 1 Lit JA2-150:** 24.84 m²
- Chambre 1 Lit JA2-152:** 24.84 m²
- Chambre 1 Lit JA2-154:** 24.84 m²
- Chambre 1 Lit JA2-156:** 24.84 m²
- Chambre 1 Lit JA2-158:** 24.84 m²
- Chambre 1 Lit JA2-160:** 24.84 m²
- Chambre 1 Lit JA2-162:** 24.84 m²
- Chambre 1 Lit JA2-164:** 24.84 m²
- Chambre 1 Lit JA2-166:** 24.84 m²
- Chambre 1 Lit JA2-168:** 24.84 m²
- Chambre 1 Lit JA2-170:** 24.84 m²
- Chambre 1 Lit JA2-172:** 24.84 m²
- Chambre 1 Lit JA2-174:** 24.84 m²
- Chambre 1 Lit JA2-176:** 24.84 m²
- Chambre 1 Lit JA2-178:** 24.84 m²
- Chambre 1 Lit JA2-180:** 24.84 m²
- Chambre 1 Lit JA2-182:** 24.84 m²
- Chambre 1 Lit JA2-184:** 24.84 m²
- Chambre 1 Lit JA2-186:** 24.84 m²
- Chambre 1 Lit JA2-188:** 24.84 m²
- Chambre 1 Lit JA2-190:** 24.84 m²
- Chambre 1 Lit JA2-192:** 24.84 m²
- Chambre 1 Lit JA2-194:** 24.84 m²
- Chambre 1 Lit JA2-196:** 24.84 m²
- Chambre 1 Lit JA2-198:** 24.84 m²
- Chambre 1 Lit JA2-200:** 24.84 m²
- Chambre 1 Lit JA2-202:** 24.84 m²
- Chambre 1 Lit JA2-2**

Architectural floor plan of the 1st floor of a building. The plan shows various rooms, corridors, and outdoor spaces. Key areas include:

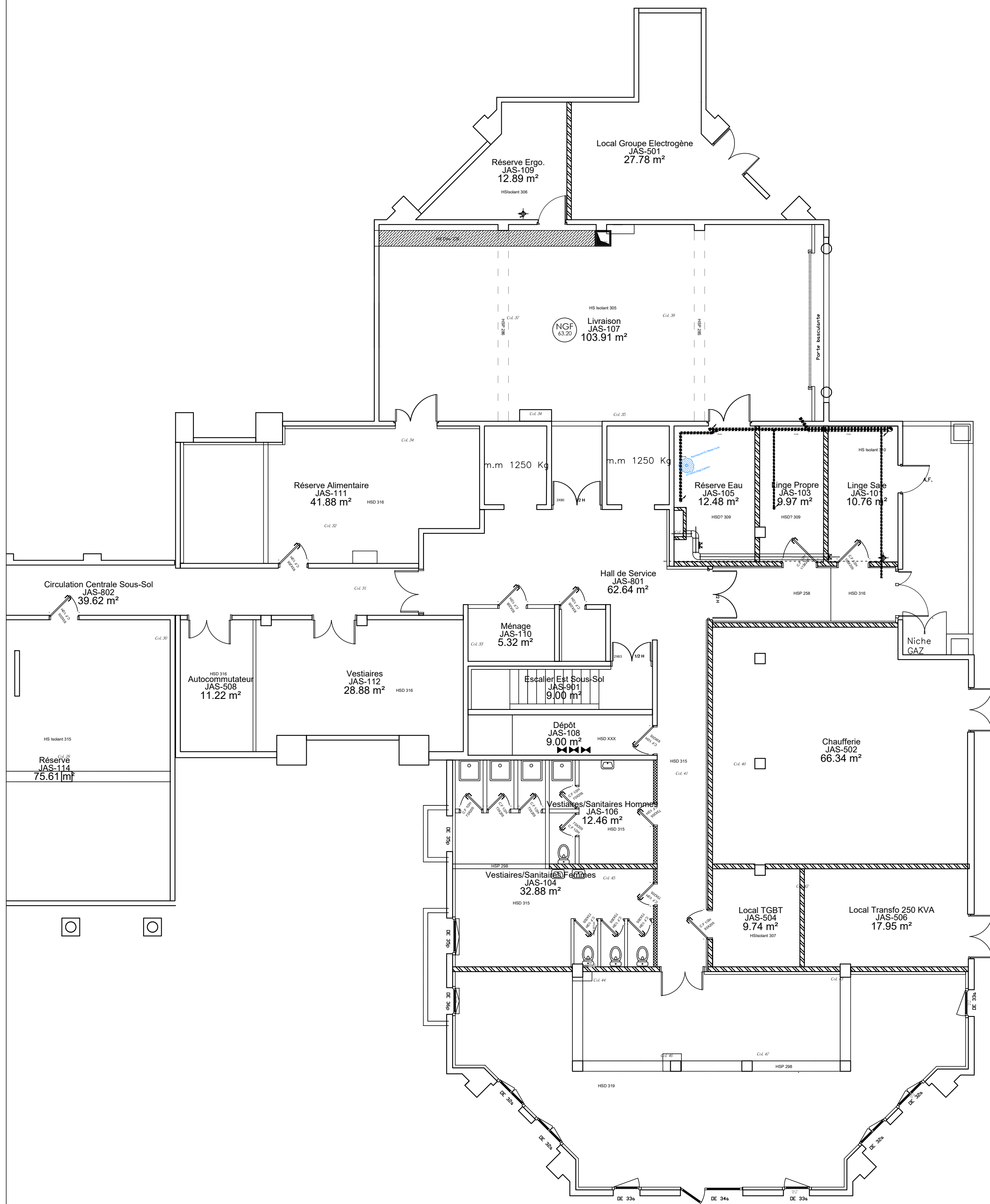
- Bedrooms (Chambre 1 Lit):** JA1-053 (17.22 m²), JA1-052 (17.22 m²), JA1-050 (17.19 m²), JA1-048 (23.40 m²), JA1-037 (24.42 m²), JA1-101 (19.01 m²), JA1-039 (23.84 m²), JA1-041 (23.84 m²), JA1-043 (24.49 m²), JA1-047 (27.97 m²), JA1-040 (23.10 m²), JA1-044 (28.20 m²), JA1-038 (25.03 m²), JA1-034 (16.75 m²), JA1-036 (16.82 m²), JA1-049 (20.73 m²), JA1-035 (15.89 m²).
- Kitchen (Cuisine):** JA1-051 (11.15 m²), JA1-045 (12.50 m²), JA1-046 (12.50 m²).
- Living Area (Séjour Est):** JA1-101 (19.01 m²).
- Terrace (Terrasse):** JA1-701 (17.25 m²), JA1-702 (9.78 m²).
- Central Corridor (Corridor):** JA1-001 (168.08 m²).
- Central Staircase (Escalier Est R1):** JA1-001 (168.08 m²).
- Other Rooms:** SDB Est (15.50 m²), Dépôt Est (1.19 m²), Ménage Est (3.84 m²), Linge Sale (3.84 m²), Linge Propre (3.86 m²), Soufflage cuisin (12.50 m²), Extrusion cuisin (12.50 m²).

The plan is oriented with North (N) at the top. The central corridor and staircase are labeled "Corridor" and "Escalier Est R1" respectively. The rooms are labeled with their names and areas in square meters. The plan also shows various doors, windows, and furniture.

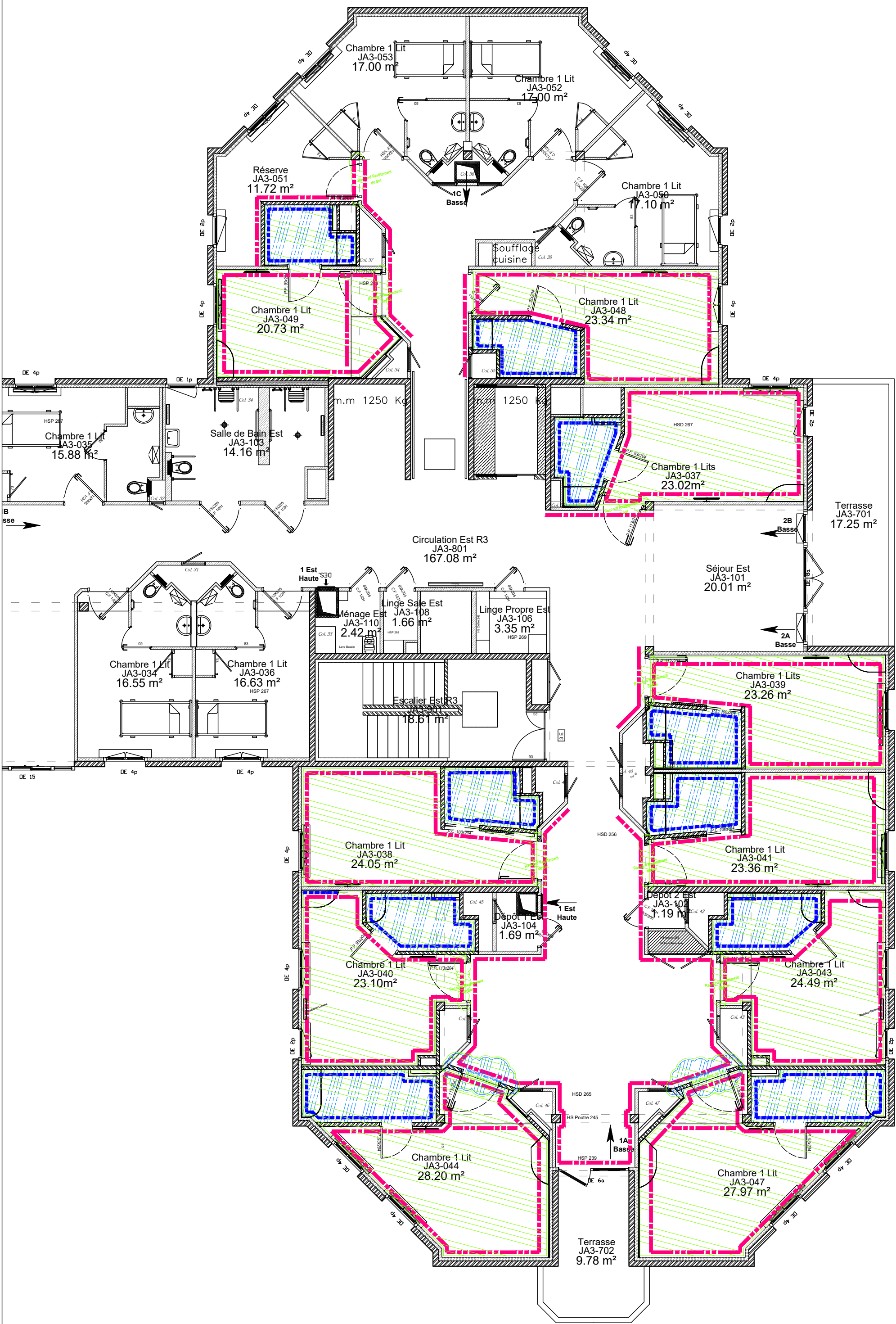
Plomberie / CVC/ Froid RDC



Plomberie / CVC/ Froid R-1



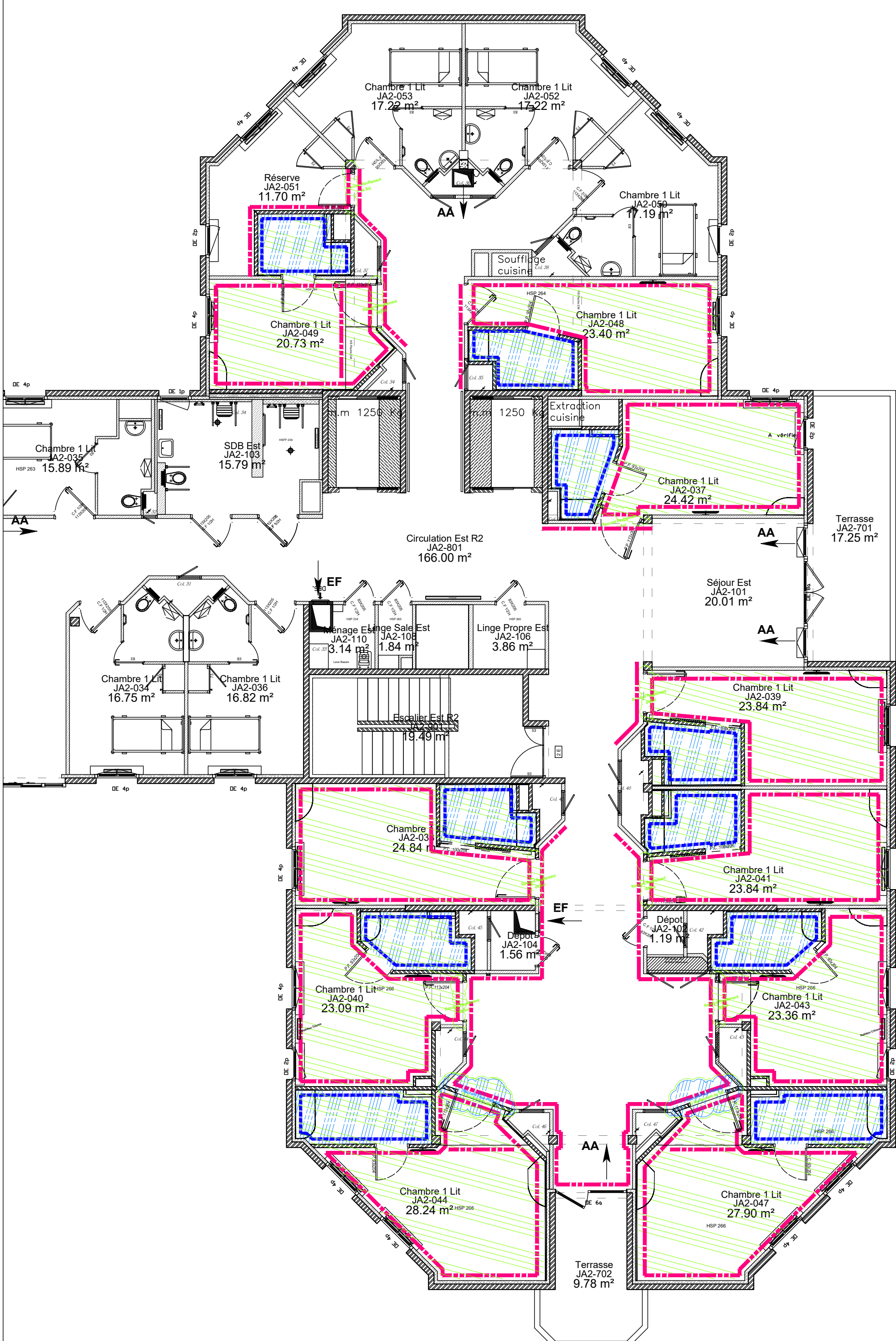
Sol / Mur / Peinture / Faux-Plafond R3



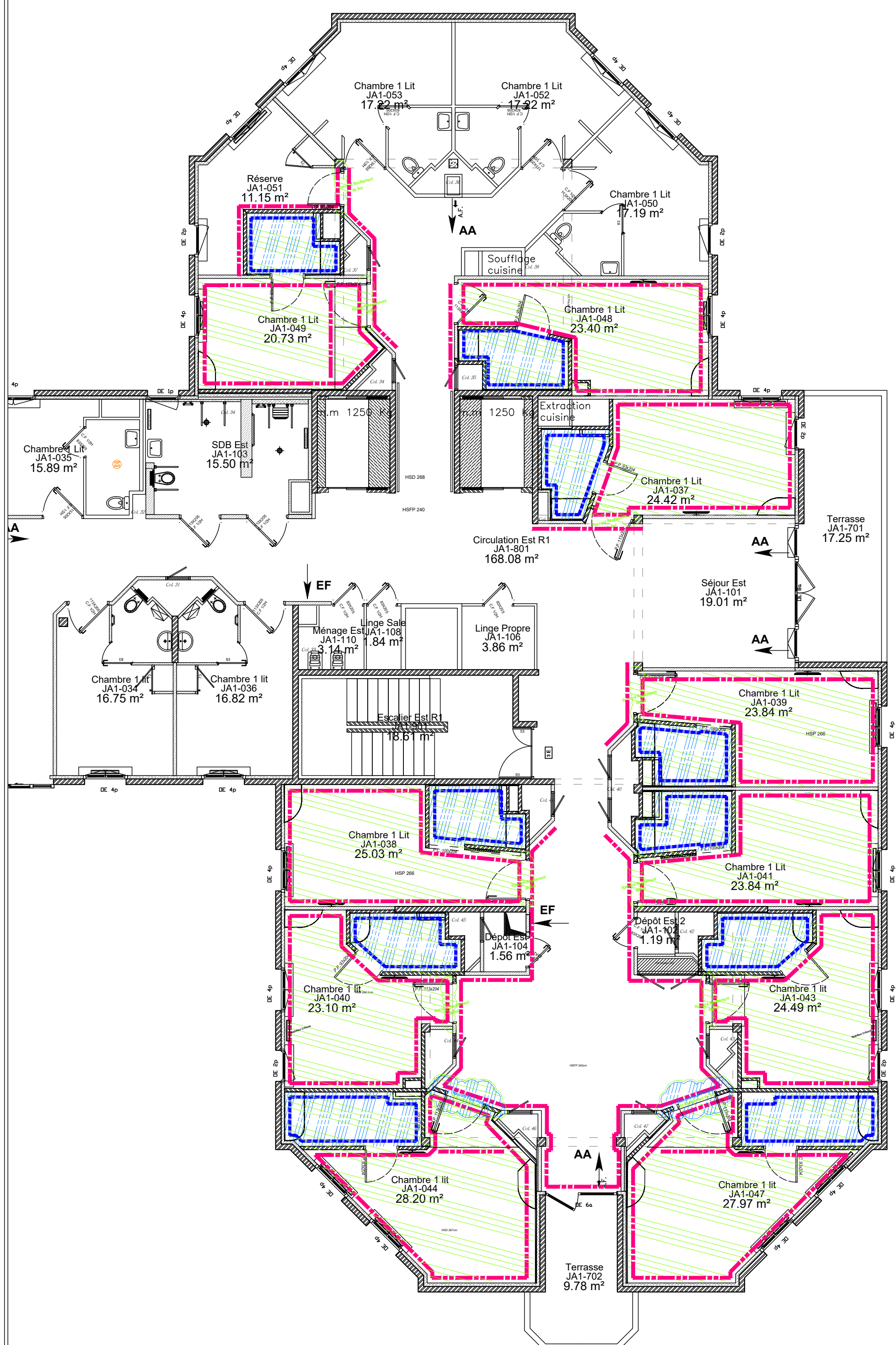
Légende:

- Peinture Mur et Plafond
- Revêtement PVC mural
- Revêtement Sol
- Faux-Plafond

Sol / Mur / Peinture / Faux-Plafond R2



Sol / Mur / Peinture / Faux-Plafond R1



Groupe Hospitalier Rance-Emeraude
Saint-Malo - Dinan - Cancale
Ensemble, pour votre Santé
CH HOPITAL R. PLEVEN
E.H.P.A.D. Jardin Anglais
Réhabilitation Chambres PMR
DCE-Sol/Mur/Peinture/Faux Plaf.
-A1-P13
dessiné par B.S le 04/02/2026- Ech:1/100

[illegible]

Vue AA

Technical drawing of a bathroom stall (Vue AA) showing dimensions and components. The drawing is divided into two main sections: a shower area on the left and a toilet area on the right.

Shower Area (Left):

- Dimensions: 120 (width), 240 (height), 57 (height of the shower head).
- Components: Faux-Plafond (Faux-Ceiling), Evacuo PUR (PUR Evacuation), Meuble penderie (Hanging Cabinet).

Toilet Area (Right):

- Dimensions: 150 (width), 130 (height).
- Components: Toilette (Toilet), Plaque SPM (SPM Plate), Tablette stratifiée (Stratified Tabletop), Meuble penderie (Hanging Cabinet).

Vue BB

Technical drawing of a building facade section (Vue BB). The drawing shows a window on the left and a door on the right. The window is represented by a dashed line indicating its position. The door is shown with a handle and a lock mechanism. The drawing includes structural details like the frame, glass, and surrounding walls. A dashed line indicates the window's position. The door is shown with a handle and a lock mechanism. The drawing is labeled "Vue BB" at the top.

Vue CC

A hand-drawn floor plan of a room, likely a bedroom or dressing room, enclosed by a thick grey border. The room features a large window on the left with a dashed diagonal line. A tall, narrow mirror or cabinet stands next to the window. The central area is filled with a pink wavy pattern. On the right, there is a blue-outlined wardrobe or closet containing a stack of folded clothes, a briefcase, and several hanging items. A small red icon of a person is visible near the bottom of the wardrobe. The floor is represented by a light blue grid pattern.